

MONTHLY BUILDING REPORT NOVEMBER 2023
Permits Issued: 162
Construction Starts: 72
***Occupancies Issued: 118**
PERMITS APPLIED FOR
All Permits

Type	# of Permits	Construction Value (\$)	Total Area (m2)
Residential	67	16,436,210.00	8,714.57
Institutional	2	7,960,902.00	1,036.00
Industrial	3	11,140,000.00	42,787.70
Commercial	13	2,530,083.00	2,581.86
All Other	11	1,057,500.00	260.58
Total	96	39,124,695.00	55,380.71

New Buildings

Type	# of Permits	Construction Value (\$)	Total Area (m2)
Residential	30	15,162,518.00	6,856.63
Institutional	2	7,960,902.00	1,036.00
Industrial	1	500,000.00	40,000.00
Commercial	0	0.00	0.00
All Other	8	1,034,000.00	240.22
Total	41	24,657,420.00	48,132.85

Additions / Alterations

Type	# of Permits	Construction Value (\$)	Total Area (m2)
Residential	36	1,263,692.00	1,757.94
Institutional	0	0.00	0.00
Industrial	2	10,640,000.00	2,787.70
Commercial	13	2,530,083.00	2,581.86
All Other	3	23,500.00	20.36
Total	54	14,457,275.00	7,147.86

* Includes Residential and Non-Residential Occupancies

MONTHLY BUILDING REPORT NOVEMBER 2023
PERMITS ISSUED
All Permits

Type	# of Permits	Construction Value (\$)	Total Area (m2)
Residential	144	48,899,202.25	25,078.69
Institutional	1	20,000.00	144.00
Industrial	1	6,000.00	10.87
Commercial	8	3,241,509.00	2,717.55
All Other	8	362,100.00	109.96
Total	162	52,528,811.25	28,061.07

New Buildings

Type	# of Permits	Construction Value (\$)	Total Area (m2)
Residential	94	47,265,561.25	21,045.66
Institutional	1	20,000.00	144.00
Industrial	0	0.00	0.00
Commercial	0	0.00	0.00
All Other	4	326,000.00	88.76
Total	99	47,611,561.25	21,278.42

Additions / Alterations

Type	# of Permits	Construction Value (\$)	Total Area (m2)
Residential	44	1,530,641.00	2,542.21
Institutional	0	0.00	0.00
Industrial	0	0.00	0.00
Commercial	8	3,241,509.00	2,717.55
All Other	4	36,100.00	21.20
Total	56	4,808,250.00	5,280.96

MONTHLY BUILDING REPORT NOVEMBER 2023

RESIDENTIAL PERMIT SUMMARY FOR NOVEMBER

Permits Applied For

Type	# of Permits	Construction Value (\$)	Total Area (m2)	# of Units
Second Suites	10	518,007.00	872.59	8
Ground-Related	51	15,869,349.00	7,785.28	34
Mid-Rise	1	10,000.00	10.00	0
High-Rise	0	0.00	0.00	0
Other	5	38,854.00	46.70	0
Total	67	16,436,210.00	8,714.57	42

Permits Issued

Type	# of Permits	Construction Value (\$)	Total Area (m2)	# of Units
Second Suites	15	821,825.00	1,386.74	15
Ground-Related	117	47,892,478.25	23,300.56	94
Mid-Rise	0	0.00	0.00	0
High-Rise	1	42,180.00	76.00	0
Other	11	142,719.00	315.39	0
Total	144	48,899,202.25	25,078.69	109

Number of Dwelling Unit Occupancies

Type	# of Permits	Occupancies Granted
Second Suites	15	15
Ground-Related	102	103
Mid-Rise	0	0
High-Rise	1	0
Other	0	0
Total	118	118

Definitions:

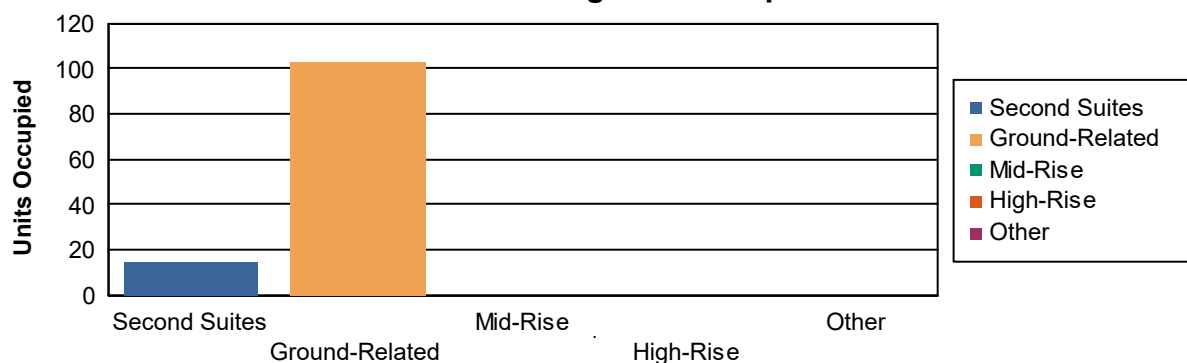
Ground-Related: 1-4 storeys

Mid-Rise: 5-8 storeys

High-Rise: 9 storeys or greater

Note: Second Suites includes second suites within existing dwellings and standalone secondary dwelling suites

Number of Dwelling Unit Occupancies



MONTHLY BUILDING REPORT NOVEMBER 2023**MAJOR PROJECT* PERMITS ISSUED FOR NOVEMBER 2023**

Address	Work Type	Area (m.sq)	Construction
27 CAPLAN AVE, BARRIE, ON	Alteration/Repair Commercial General (Alterations and improvements)	1808.11	\$2,140,672.00

*Major Projects are defined as:

Major New ICI > 1,858 m2 (20,000 ft 2)

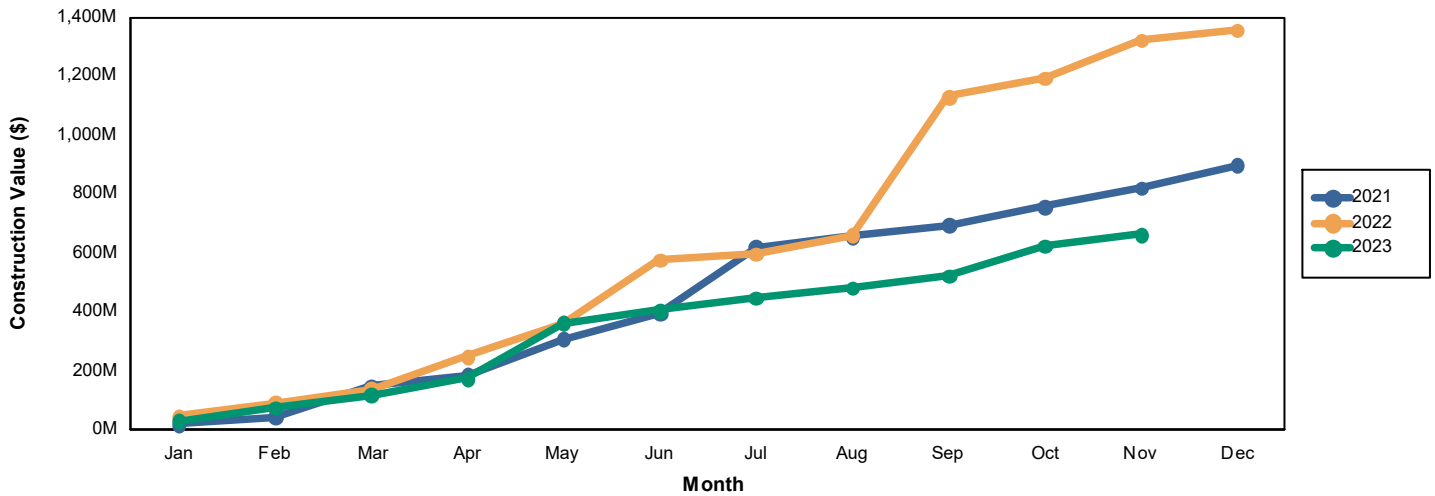
Major New Tenant > 929 m2 (10,000 ft 2)

Major New Residential > 20 units

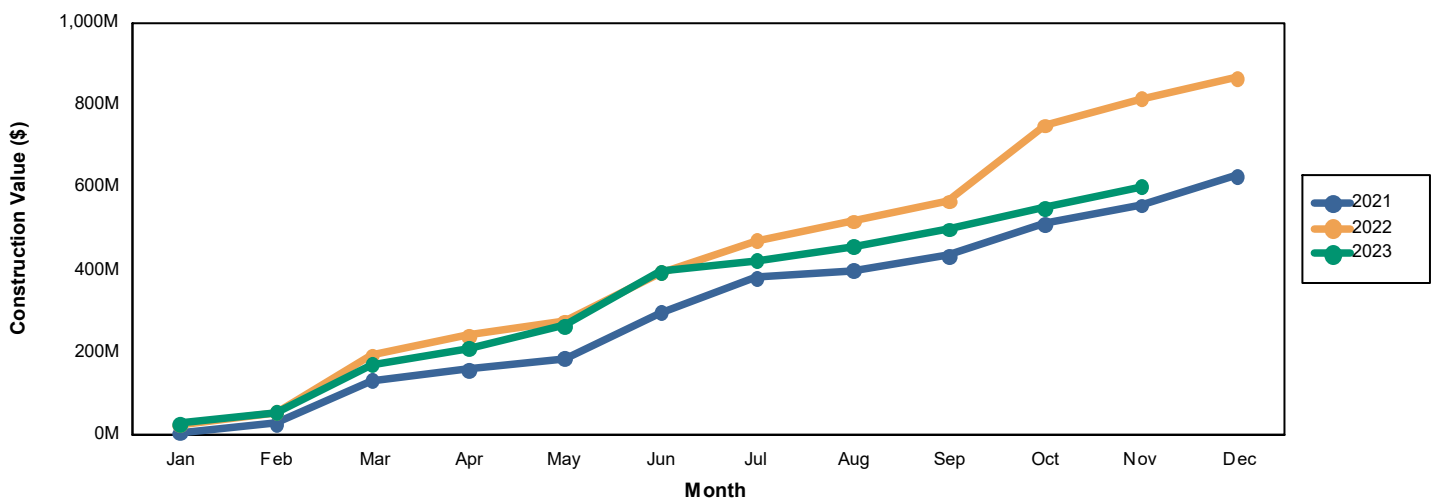
MONTHLY BUILDING REPORT NOVEMBER 2023

YEAR TO DATE AS OF NOVEMBER 2023

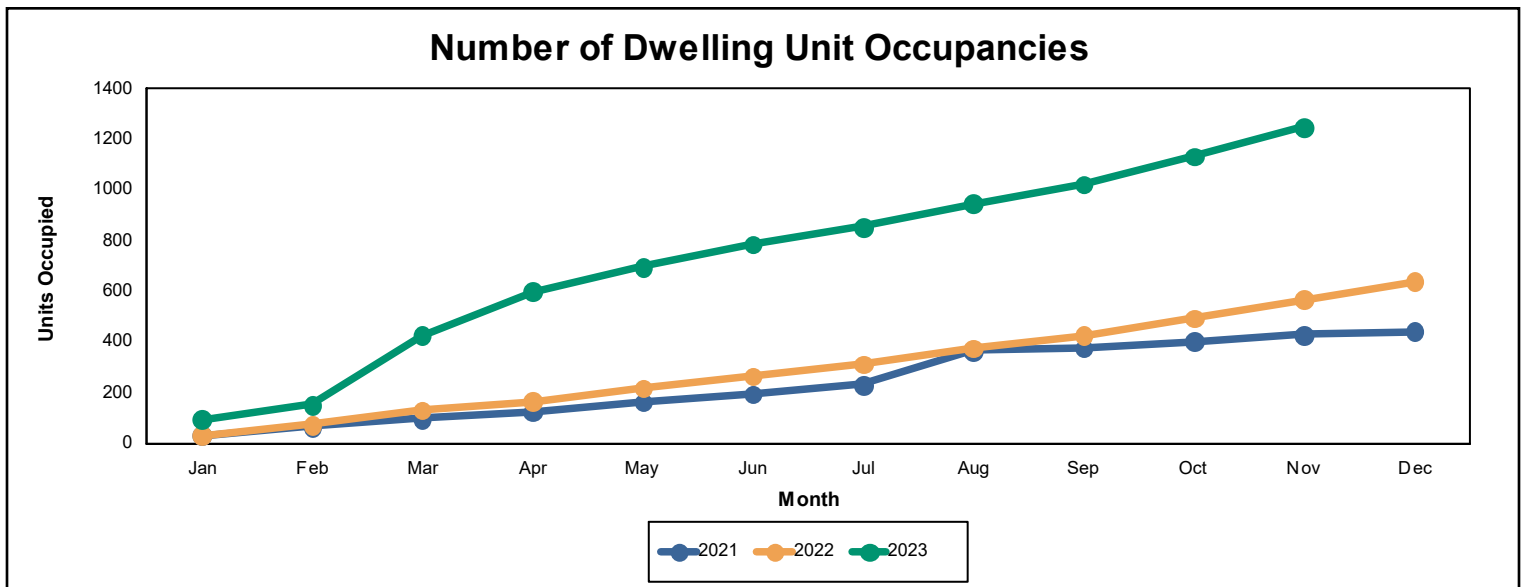
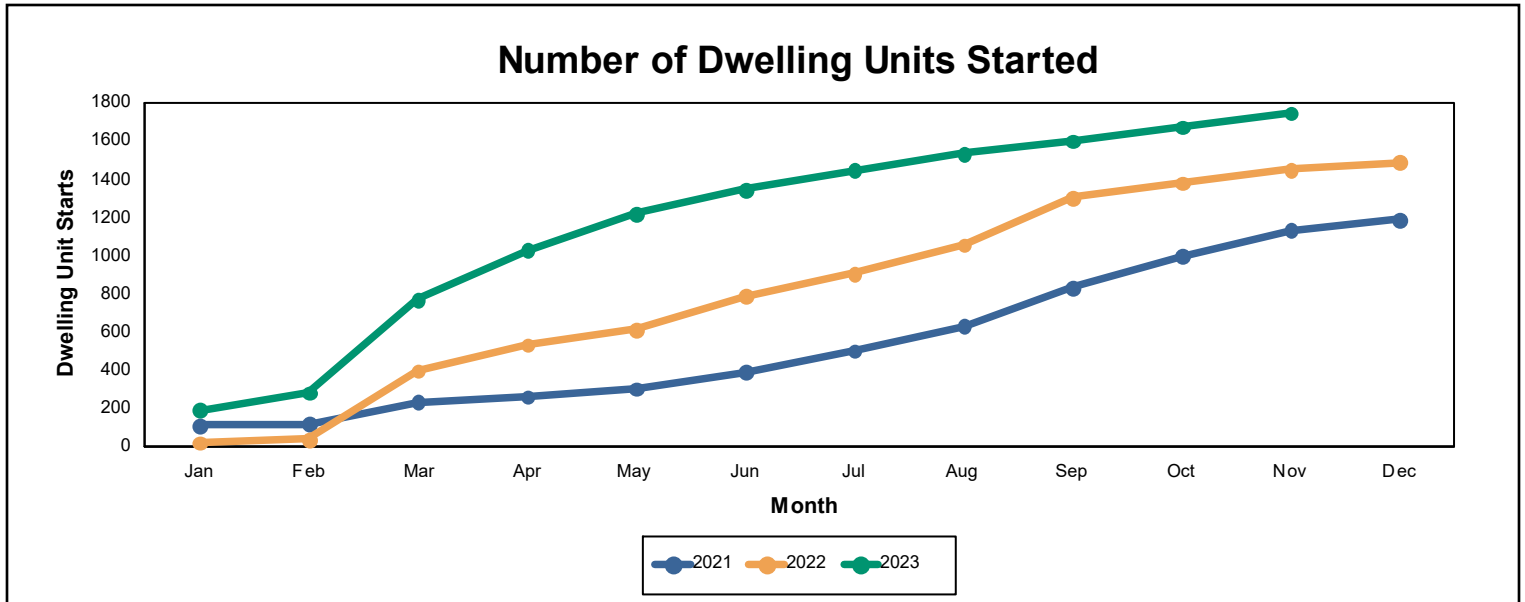
Construction Value of Permits Applied for



Construction Value of Permits Issued



MONTHLY BUILDING REPORT NOVEMBER 2023



Disclaimer: The City of Barrie endeavours to ensure information is accurate and updated but will not be held liable for inaccuracies in the information presented. All information is provided 'as is' with no guarantee of completeness, timeliness, or of the results obtained from the use of this information.