

**MONTHLY BUILDING REPORT SEPTEMBER 2023**
**Permits Issued: 138**
**Construction Starts: 64**
**\*Occupancies Issued: 76**
**PERMITS APPLIED FOR**
**All Permits**

Type	# of Permits	Construction Value (\$)	Total Area (m2)
Residential	133	40,634,749.00	15,337.11
Institutional	2	100,000.00	25.00
Industrial	1	200,000.00	515.00
Commercial	17	2,325,885.00	6,978.04
All Other	9	147,600.00	274.08
<b>Total</b>	<b>162</b>	<b>43,408,234.00</b>	<b>23,129.23</b>

**New Buildings**

Type	# of Permits	Construction Value (\$)	Total Area (m2)
Residential	81	37,333,608.00	11,088.46
Institutional	0	0.00	0.00
Industrial	0	0.00	0.00
Commercial	2	0.00	0.00
All Other	2	51,000.00	67.00
<b>Total</b>	<b>85</b>	<b>37,384,608.00</b>	<b>11,155.46</b>

**Additions / Alterations**

Type	# of Permits	Construction Value (\$)	Total Area (m2)
Residential	47	3,207,141.00	2,827.83
Institutional	2	100,000.00	25.00
Industrial	1	200,000.00	515.00
Commercial	14	2,165,885.00	6,398.04
All Other	7	96,600.00	207.08
<b>Total</b>	<b>71</b>	<b>5,769,626.00</b>	<b>9,972.95</b>

\* Includes Residential and Non-Residential Occupancies

**MONTHLY BUILDING REPORT SEPTEMBER 2023**
**PERMITS ISSUED**
**All Permits**

Type	# of Permits	Construction Value (\$)	Total Area (m2)
Residential	107	29,093,763.00	22,743.13
Institutional	3	530,000.00	193.00
Industrial	5	5,836,765.00	3,718.00
Commercial	13	4,827,458.00	4,799.96
All Other	10	563,900.00	292.41
<b>Total</b>	<b>138</b>	<b>40,851,886.00</b>	<b>31,746.50</b>

**New Buildings**

Type	# of Permits	Construction Value (\$)	Total Area (m2)
Residential	68	27,070,495.00	12,632.11
Institutional	0	0.00	0.00
Industrial	2	3,596,765.00	3,437.00
Commercial	0	0.00	0.00
All Other	4	16,400.00	14.70
<b>Total</b>	<b>74</b>	<b>30,683,660.00</b>	<b>16,083.81</b>

**Additions / Alterations**

Type	# of Permits	Construction Value (\$)	Total Area (m2)
Residential	32	1,800,268.00	9,301.43
Institutional	3	530,000.00	193.00
Industrial	2	2,220,000.00	114.00
Commercial	11	4,617,458.00	3,085.96
All Other	6	547,500.00	277.71
<b>Total</b>	<b>54</b>	<b>9,715,226.00</b>	<b>12,972.10</b>

## MONTHLY BUILDING REPORT SEPTEMBER 2023

### RESIDENTIAL PERMIT SUMMARY FOR SEPTEMBER

#### Permits Applied For

Type	# of Permits	Construction Value (\$)	Total Area (m2)	# of Units
Second Suites	23	1,789,450.00	1,678.80	20
Ground-Related	79	22,691,225.00	8,332.94	34
Mid-Rise	1	15,436,078.00	4,564.01	48
High-Rise	0	0.00	0.00	0
Other	30	717,996.00	761.36	0
<b>Total</b>	<b>133</b>	<b>40,634,749.00</b>	<b>15,337.11</b>	<b>102</b>

#### Permits Issued

Type	# of Permits	Construction Value (\$)	Total Area (m2)	# of Units
Second Suites	11	586,585.00	996.25	12
Ground-Related	81	28,011,424.00	18,825.37	61
Mid-Rise	1	80,000.00	2,500.00	0
High-Rise	0	0.00	0.00	0
Other	14	415,754.00	421.51	0
<b>Total</b>	<b>107</b>	<b>29,093,763.00</b>	<b>22,743.13</b>	<b>73</b>

#### Number of Dwelling Unit Occupancies

Type	# of Permits	Occupancies Granted
Second Suites	11	11
Ground-Related	67	65
Mid-Rise	0	0
High-Rise	0	0
Other	0	0
<b>Total</b>	<b>78</b>	<b>76</b>

Definitions:

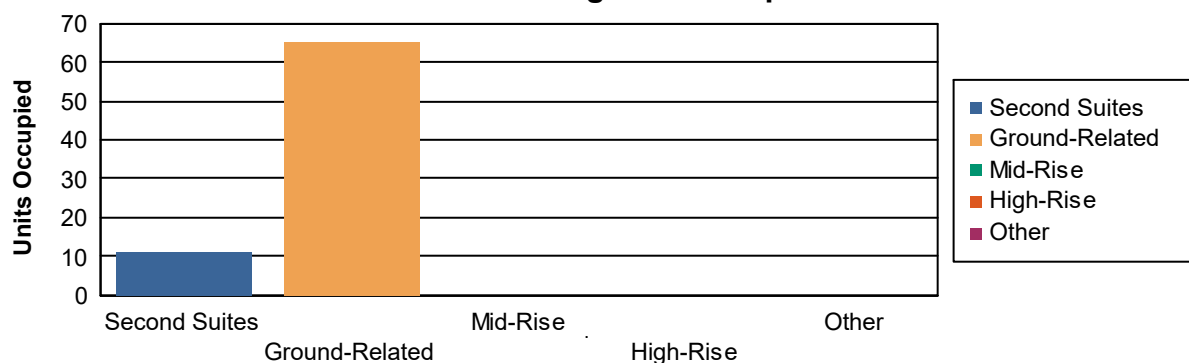
Ground-Related: 1-4 storeys

Mid-Rise: 5-8 storeys

High-Rise: 9 storeys or greater

Note: Second Suites includes second suites within existing dwellings and standalone secondary dwelling suites

#### Number of Dwelling Unit Occupancies



**MONTHLY BUILDING REPORT SEPTEMBER 2023**
**MAJOR PROJECT\* PERMITS ISSUED FOR SEPTEMBER 2023**

Address	Work Type	Area (m.sq)	Construction
142 KING ST, BARRIE, ON	<b>New Industrial General</b> (New Construction)	2637.00	\$3,546,765.00
649 BAYVIEW DR, #11-14, BARR	<b>Alteration/Repair Commercial General</b> (Alterations and improvements)	974.69	\$275,000.00
3 CONCERT WAY, BARRIE, ON	<b>Alteration/Repair Residential Low Rise Residential</b> (Alterations and improvements)	5111.01	\$100,000.00
132 EDGEHILL DR, BARRIE, ON	<b>Alteration/Repair Residential High Rise Residential</b> (Alterations and improvements)	2500.00	\$80,000.00

\*Major Projects are defined as:

Major New ICI > 1,858 m2 (20,000 ft 2)

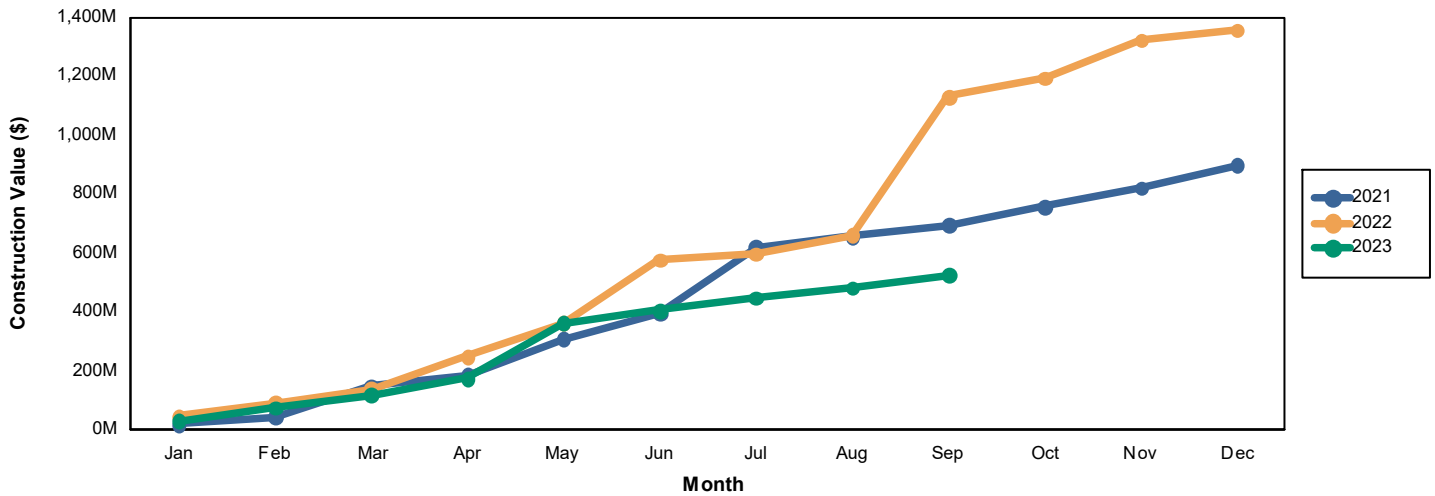
Major New Tenant > 929 m2 (10,000 ft 2)

Major New Residential > 20 units

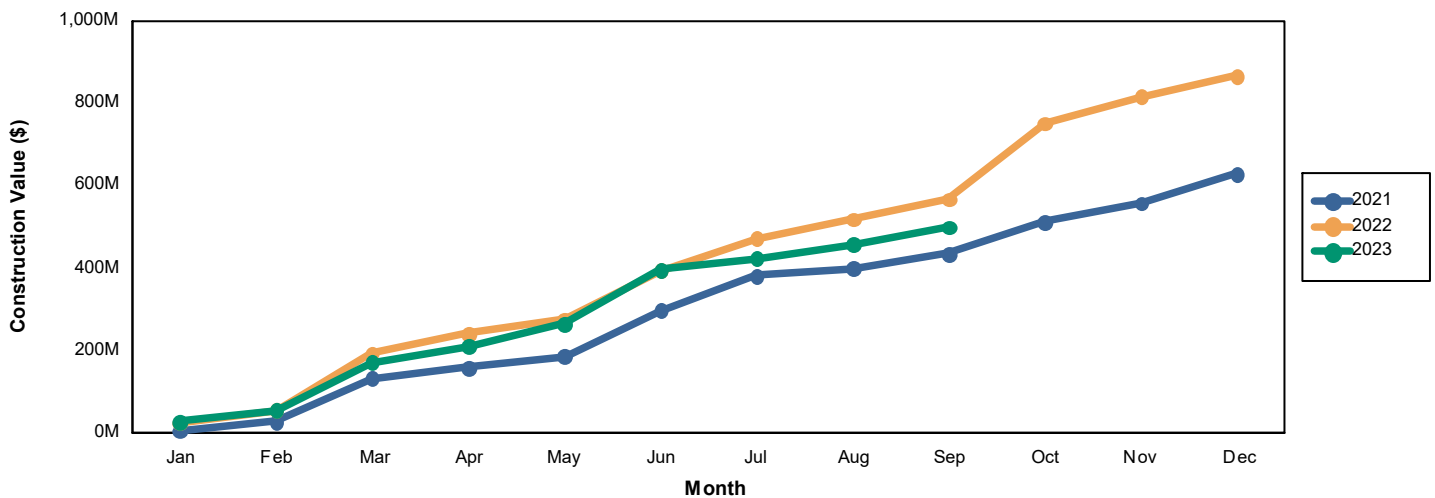
**MONTHLY BUILDING REPORT SEPTEMBER 2023**

**YEAR TO DATE AS OF SEPTEMBER 2023**

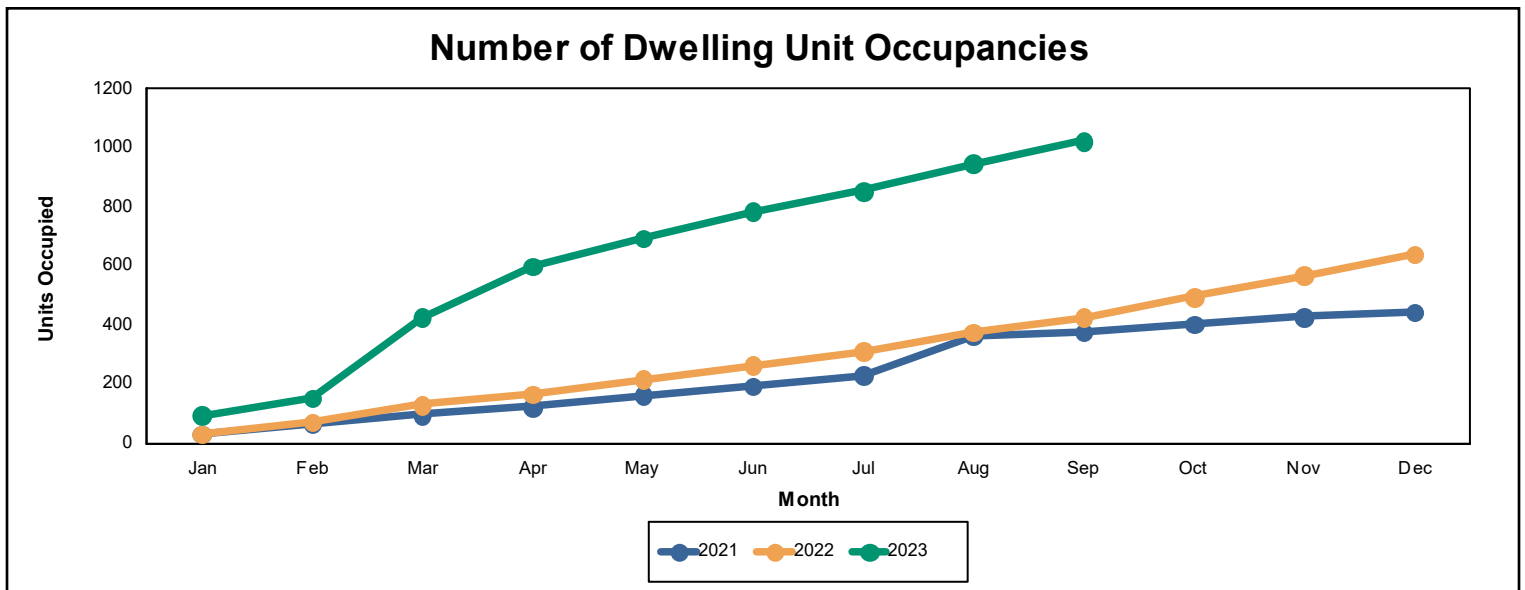
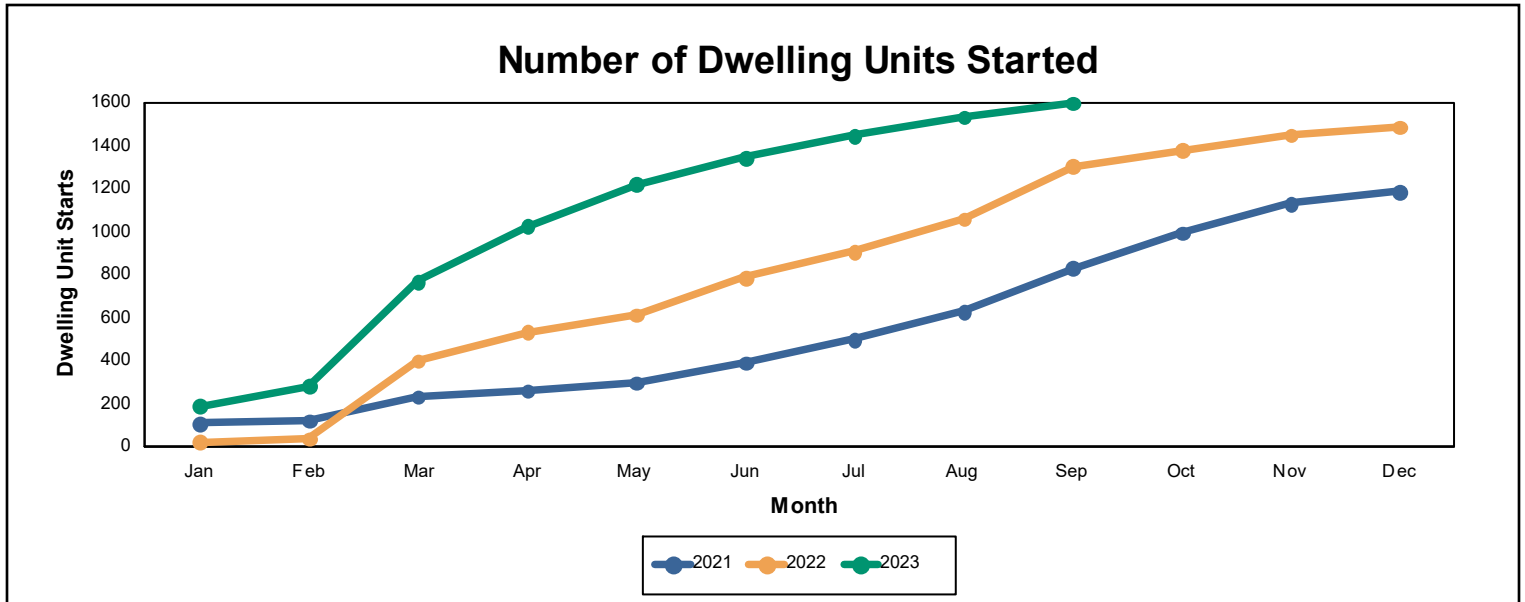
**Construction Value of Permits Applied for**



**Construction Value of Permits Issued**



**MONTHLY BUILDING REPORT SEPTEMBER 2023**



Disclaimer: The City of Barrie endeavours to ensure information is accurate and updated but will not be held liable for inaccuracies in the information presented. All information is provided 'as is' with no guarantee of completeness, timeliness, or of the results obtained from the use of this information.