

MONTHLY BUILDING REPORT APRIL 2023
Permits Issued: 160
Construction Starts: 258
***Occupancies Issued: 173**
PERMITS APPLIED FOR
All Permits

Type	# of Permits	Construction Value (\$)	Total Area (m2)
Residential	194	49,022,671.00	24,032.32
Institutional	6	90,000.00	432.00
Industrial	6	1,515,000.00	1,977.92
Commercial	20	5,432,678.00	9,618.50
All Other	14	887,700.00	340.80
	1	0.00	0.00
Total	241	56,948,049.00	36,401.54

New Buildings

Type	# of Permits	Construction Value (\$)	Total Area (m2)
Residential	140	46,465,957.00	20,917.13
Institutional	5	70,000.00	360.00
Industrial	3	900,000.00	1,649.32
Commercial	3	13,472.00	191.49
All Other	12	878,700.00	311.35
Total	163	48,328,129.00	23,429.29

Additions / Alterations

Type	# of Permits	Construction Value (\$)	Total Area (m2)
Residential	51	2,486,714.00	2,603.19
Institutional	1	20,000.00	72.00
Industrial	2	600,000.00	290.00
Commercial	16	5,396,206.00	9,267.01
All Other	2	9,000.00	29.45
Total	72	8,511,920.00	12,261.65

* Includes Residential and Non-Residential Occupancies

MONTHLY BUILDING REPORT APRIL 2023
PERMITS ISSUED
All Permits

Type	# of Permits	Construction Value (\$)	Total Area (m2)
Residential	134	36,248,030.66	19,767.34
Institutional	1	390,000.00	622.00
Industrial	2	1,030,000.00	863.00
Commercial	12	1,609,219.00	3,260.17
All Other	11	169,000.00	113.67
Total	160	39,446,249.66	24,626.18

New Buildings

Type	# of Permits	Construction Value (\$)	Total Area (m2)
Residential	89	34,024,912.66	16,847.95
Institutional	0	0.00	0.00
Industrial	1	230,000.00	669.00
Commercial	4	36,000.00	1,678.00
All Other	7	119,800.00	49.96
Total	101	34,410,712.66	19,244.91

Additions / Alterations

Type	# of Permits	Construction Value (\$)	Total Area (m2)
Residential	42	2,153,118.00	2,564.82
Institutional	1	390,000.00	622.00
Industrial	1	800,000.00	194.00
Commercial	7	1,550,219.00	1,422.17
All Other	4	49,200.00	63.71
Total	55	4,942,537.00	4,866.70

MONTHLY BUILDING REPORT APRIL 2023

RESIDENTIAL PERMIT SUMMARY FOR APRIL

Permits Applied For

Type	# of Permits	Construction Value (\$)	Total Area (m2)	# of Units
Second Suites	15	929,242.00	1,308.90	14
Ground-Related	152	47,217,389.00	22,100.96	116
Mid-Rise	0	0.00	0.00	0
High-Rise	1	140,000.00	50.00	0
Other	26	736,040.00	572.46	0
Total	194	49,022,671.00	24,032.32	130

Permits Issued

Type	# of Permits	Construction Value (\$)	Total Area (m2)	# of Units
Second Suites	20	1,335,459.00	1,666.61	20
Ground-Related	102	34,524,571.66	17,704.20	89
Mid-Rise	0	0.00	0.00	0
High-Rise	0	0.00	0.00	0
Other	12	388,000.00	396.53	0
Total	134	36,248,030.66	19,767.34	109

Number of Dwelling Unit Occupancies

Type	# of Permits	Occupancies Granted
Second Suites	9	9
Ground-Related	71	71
Mid-Rise	1	93
High-Rise	0	0
Other	0	0
Total	81	173

Definitions:

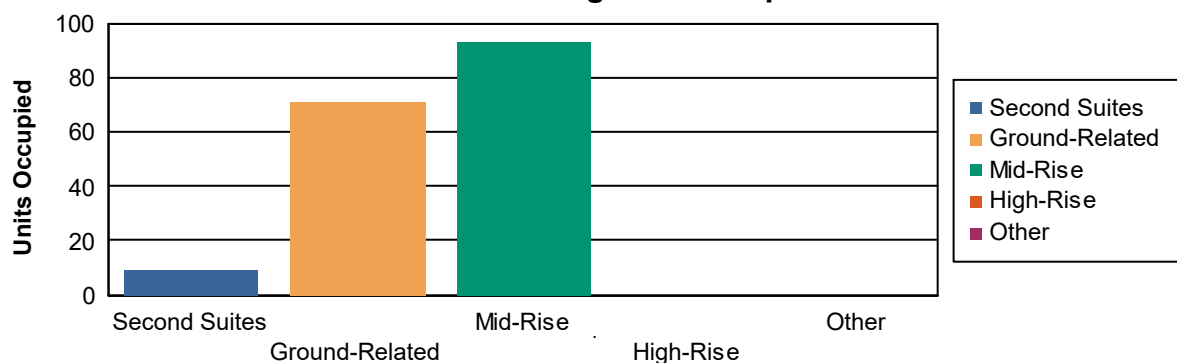
Ground-Related: 1-4 storeys

Mid-Rise: 5-8 storeys

High-Rise: 9 storeys or greater

Note: Second Suites includes second suites within existing dwellings and standalone secondary dwelling suites

Number of Dwelling Unit Occupancies



MONTHLY BUILDING REPORT APRIL 2023**MAJOR PROJECT* PERMITS ISSUED FOR APRIL 2023**

Address	Work Type	Area (m.sq)	Construction

*Major Projects are defined as:

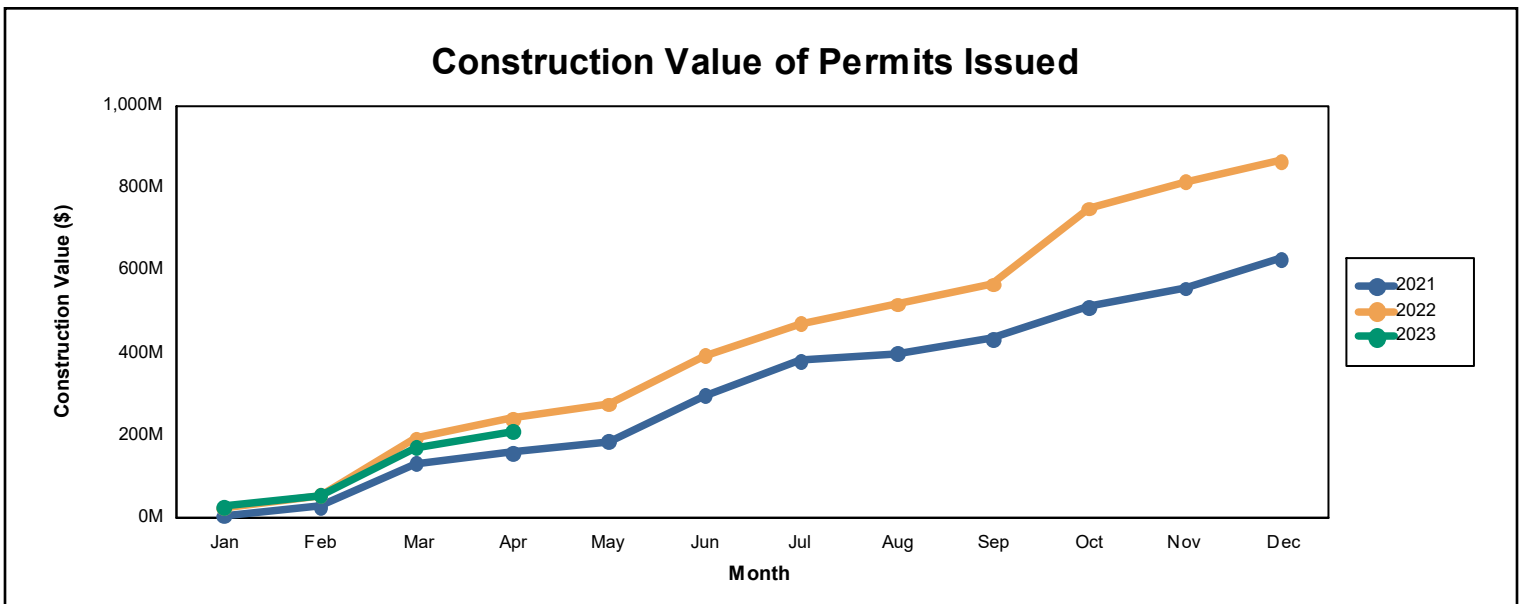
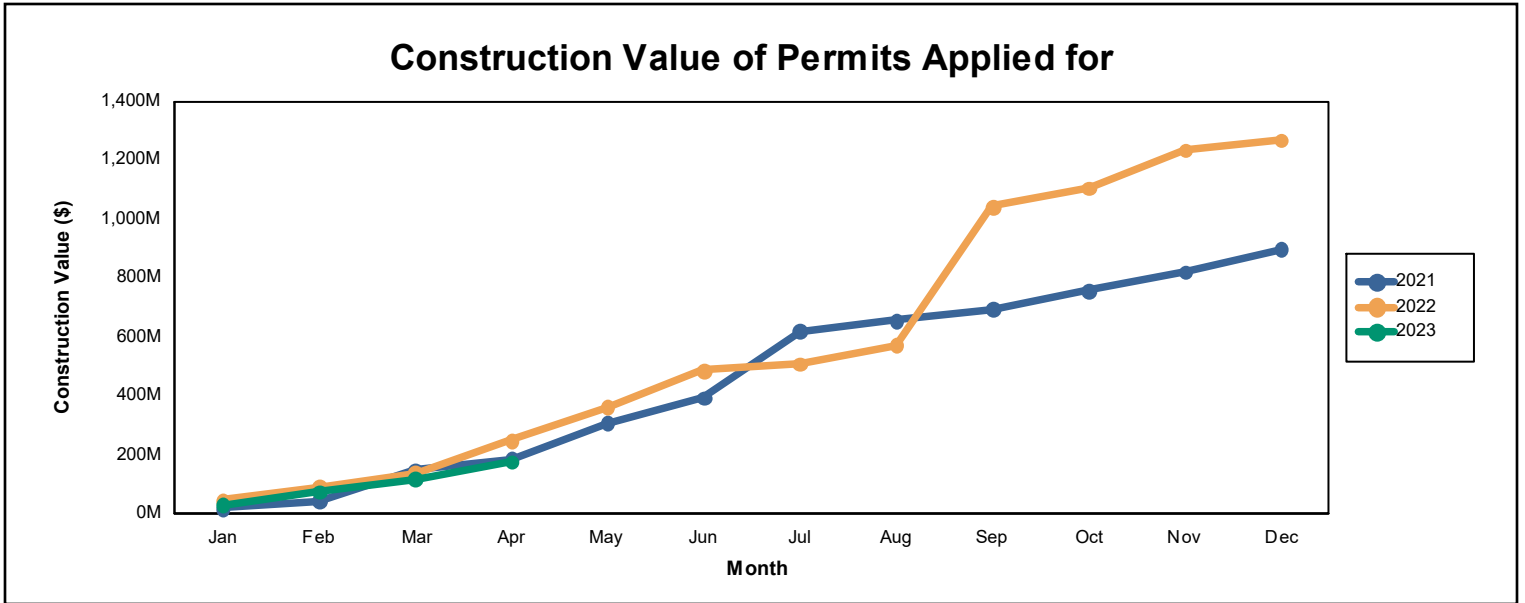
Major New ICI > 1,858 m² (20,000 ft²)

Major New Tenant > 929 m² (10,000 ft²)

Major New Residential > 20 units

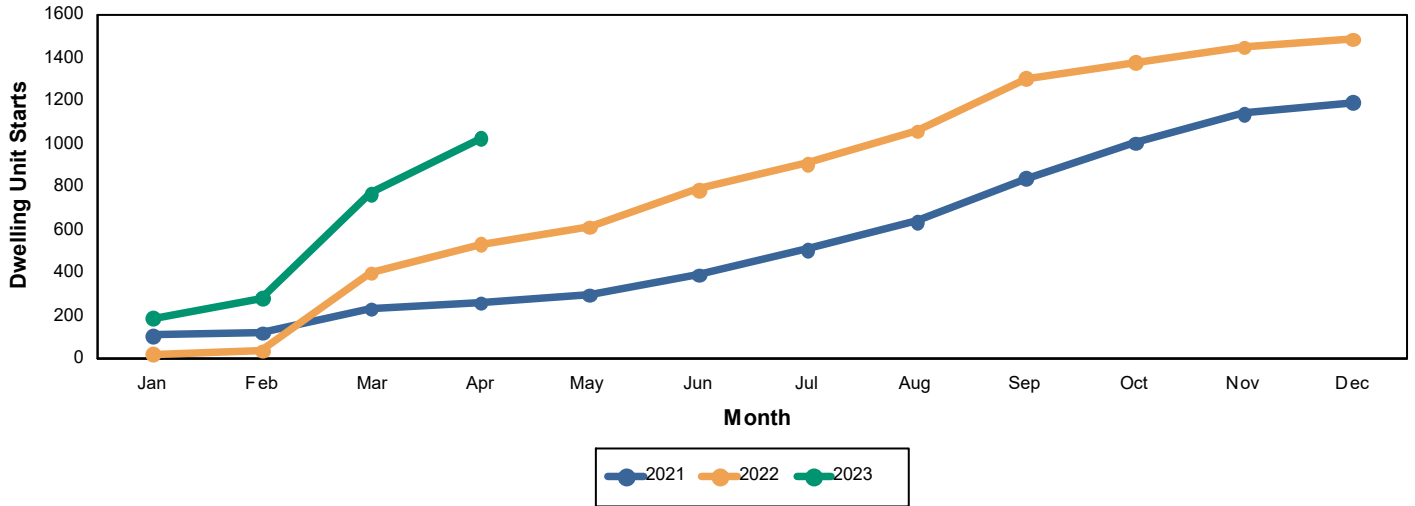
MONTHLY BUILDING REPORT APRIL 2023

YEAR TO DATE AS OF APRIL 2023

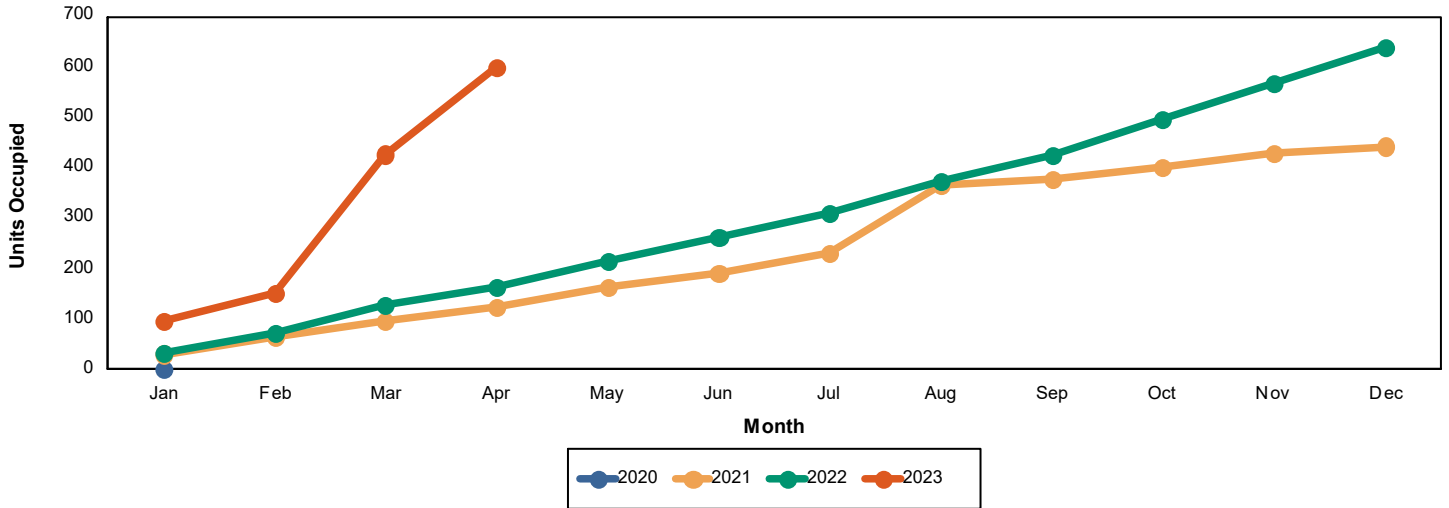


MONTHLY BUILDING REPORT APRIL 2023

Number of Dwelling Units Started



Number of Dwelling Unit Occupancies



Disclaimer: The City of Barrie endeavours to ensure information is accurate and updated but will not be held liable for inaccuracies in the information presented. All information is provided 'as is' with no guarantee of completeness, timeliness, or of the results obtained from the use of this information.