

MONTHLY BUILDING REPORT APRIL 2026
Permits Issued: 123
Construction Starts: 362
***Occupancies Issued: 36**
PERMITS APPLIED FOR
All Permits

<u>Type</u>	<u># of Permits</u>	<u>Construction Value (\$)</u>	<u>Total Area (m2)</u>
Residential	138	46,974,034.69	22,059.80
Institutional	3	8,938,261.00	1,188.00
Industrial	4	1,177,596.80	346.00
Commercial	20	2,316,911.00	2,544.70
All Other	6	122,500.00	144.76
<u>Total</u>	<u>171</u>	<u>59,529,303.49</u>	<u>26,283.26</u>

New Buildings

<u>Type</u>	<u># of Permits</u>	<u>Construction Value (\$)</u>	<u>Total Area (m2)</u>
Residential	78	44,093,054.19	17,558.74
Institutional	1	3,841,110.00	390.00
Industrial	1	850,000.00	275.00
Commercial	3	1,388,000.00	1,214.45
All Other	1	3,500.00	3.00
<u>Total</u>	<u>84</u>	<u>50,175,664.19</u>	<u>19,441.19</u>

Additions / Alterations

<u>Type</u>	<u># of Permits</u>	<u>Construction Value (\$)</u>	<u>Total Area (m2)</u>
Residential	52	2,415,980.50	2,362.26
Institutional	2	5,097,151.00	798.00
Industrial	3	327,596.80	71.00
Commercial	16	918,911.00	1,287.25
All Other	5	119,000.00	141.76
<u>Total</u>	<u>78</u>	<u>8,878,639.30</u>	<u>4,660.27</u>

* Includes Residential and Non-Residential Occupancies

MONTHLY BUILDING REPORT APRIL 2026
PERMITS ISSUED
All Permits

<u>Type</u>	<u># of Permits</u>	<u>Construction Value (\$)</u>	<u>Total Area (m2)</u>
Residential	97	64,202,668.89	39,010.35
Institutional	4	2,260,347.00	1,536.90
Industrial	0	0.00	0.00
Commercial	18	1,370,870.00	3,577.58
All Other	4	40,000.00	32.02
<u>Total</u>	<u>123</u>	<u>67,873,885.89</u>	<u>44,156.85</u>

New Buildings

<u>Type</u>	<u># of Permits</u>	<u>Construction Value (\$)</u>	<u>Total Area (m2)</u>
Residential	39	61,745,866.45	35,495.51
Institutional	0	0.00	0.00
Industrial	0	0.00	0.00
Commercial	3	30,500.00	1,782.00
All Other	1	10,000.00	10.00
<u>Total</u>	<u>43</u>	<u>61,786,366.45</u>	<u>37,287.51</u>

Additions / Alterations

<u>Type</u>	<u># of Permits</u>	<u>Construction Value (\$)</u>	<u>Total Area (m2)</u>
Residential	46	1,945,302.44	2,104.64
Institutional	3	2,255,347.00	1,455.90
Industrial	0	0.00	0.00
Commercial	12	1,315,370.00	1,151.78
All Other	3	30,000.00	22.02
<u>Total</u>	<u>64</u>	<u>5,546,019.44</u>	<u>4,734.34</u>

MONTHLY BUILDING REPORT APRIL 2026
RESIDENTIAL PERMIT SUMMARY FOR APRIL
Permits Applied For

Type	# of Permits	Construction Value (\$)	Total Area (m2)	# of Units
Second Suites	17	1,222,603.50	1,433.35	15
Ground-Related	92	44,431,868.79	19,104.85	86
Mid-Rise	0	0.00	0.00	0
High-Rise	0	0.00	0.00	0
Other	29	1,319,562.40	1,521.60	0
Total	138	46,974,034.69	22,059.80	101

Permits Issued

Type	# of Permits	Construction Value (\$)	Total Area (m2)	# of Units
Second Suites	11	626,799.00	952.30	10
Ground-Related	63	13,141,894.28	6,483.31	13
Mid-Rise	2	49,887,880.00	30,776.00	122
High-Rise	0	0.00	0.00	0
Other	21	546,095.61	798.74	0
Total	97	64,202,668.89	39,010.35	145

Number of Dwelling Unit Occupancies

Type	# of Permits	Occupancies Granted
Second Suites	9	9
Ground-Related	26	27
Mid-Rise	0	0
High-Rise	0	0
Other	0	0
Total	35	36

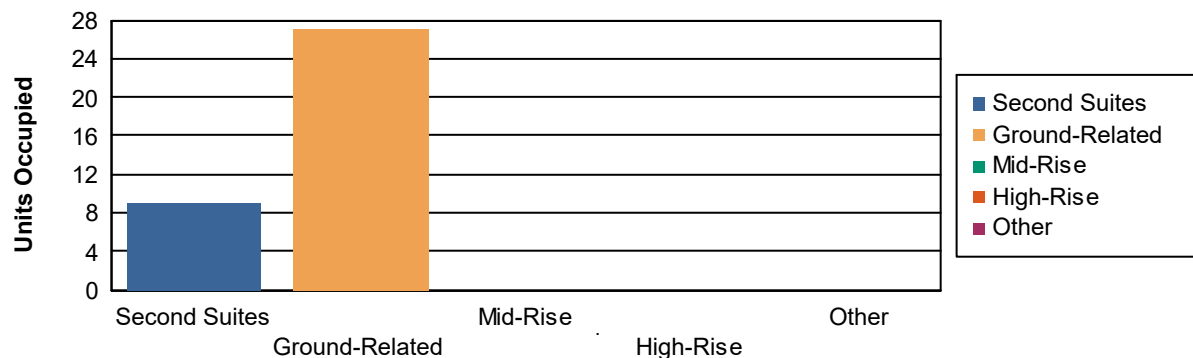
Definitions:

Ground-Related: 1-4 storeys

Mid-Rise: 5-8 storeys

High-Rise: 9 storeys or greater

Note: Second Suites includes second suites within existing dwellings and standalone secondary dwelling suites

Number of Dwelling Unit Occupancies


MONTHLY BUILDING REPORT APRIL 2026
MAJOR PROJECT* PERMITS ISSUED FOR APRIL 2026

Address	Work Type	Area (m.sq)	Construction
60 DEAN AVE, BARRIE, ON	New Residential High Rise Residential (New Construction)	11718.00	\$42,887,880.00
132 EDGEHILL DR, BARRIE, ON	Alteration/Repair Institutional General (Alterations and improvements)	1138.90	\$674,229.00

*Major Projects are defined as:

Major New ICI > 1,858 m2 (20,000 ft 2)

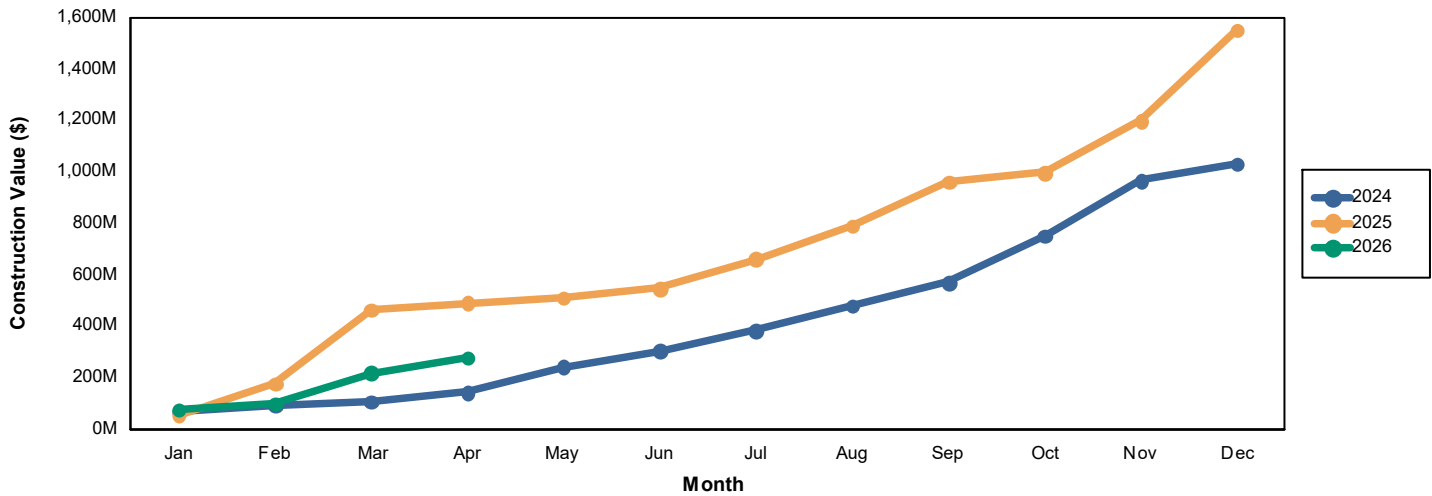
Major Tenant > 929 m2 (10,000 ft 2)

Major New Residential > 20 units

MONTHLY BUILDING REPORT APRIL 2026

YEAR TO DATE AS OF APRIL 2026

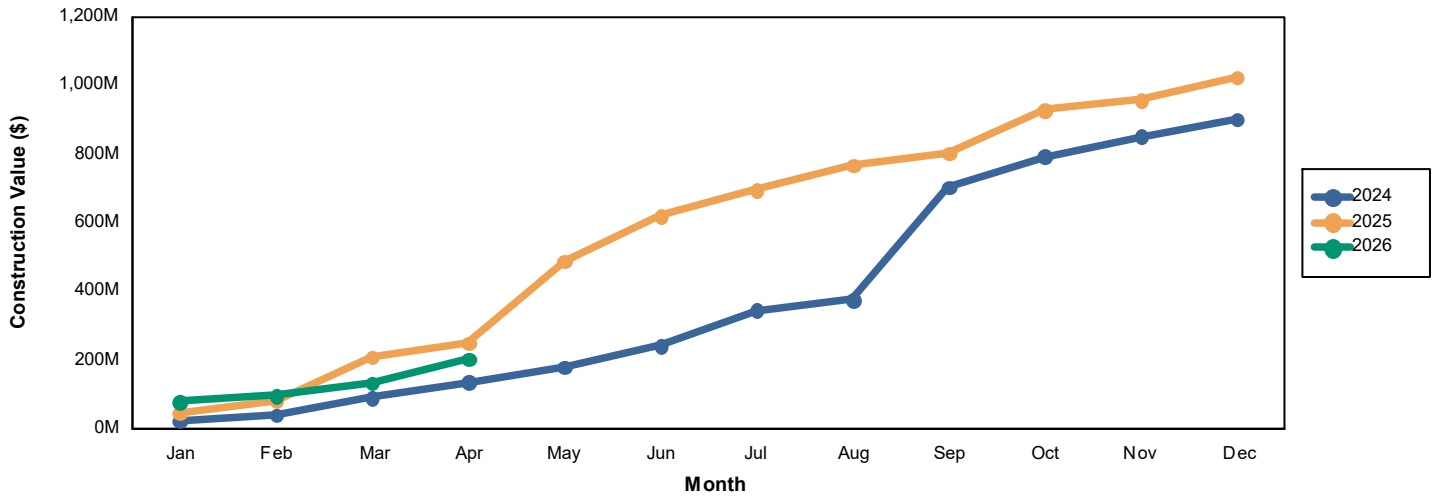
Construction Value of Permits Applied for



	2024	2025	2026
Jan	\$67,258,884.70	\$53,544,067.23	\$74,325,334.64
Feb	\$21,561,522.00	\$121,839,880.17	\$23,270,490.34
Mar	\$16,581,753.00	\$287,684,294.08	\$118,929,722.55
Apr	\$36,318,166.22	\$24,828,087.54	\$59,529,303.49
May	\$99,511,877.18	\$20,689,446.05	\$0.00
Jun	\$61,270,016.51	\$36,728,966.64	\$0.00
Jul	\$80,598,332.54	\$113,875,230.21	\$0.00
Aug	\$96,605,990.64	\$129,284,757.07	\$0.00
Sep	\$89,008,068.07	\$169,761,210.34	\$0.00
Oct	\$182,228,663.16	\$36,717,974.87	\$0.00
Nov	\$214,345,541.71	\$202,032,615.91	\$0.00
Dec	\$64,401,065.34	\$351,578,768.90	\$0.00
YTD	\$1,029,689,881.07	\$1,548,565,299.01	\$276,054,851.02

MONTHLY BUILDING REPORT APRIL 2026

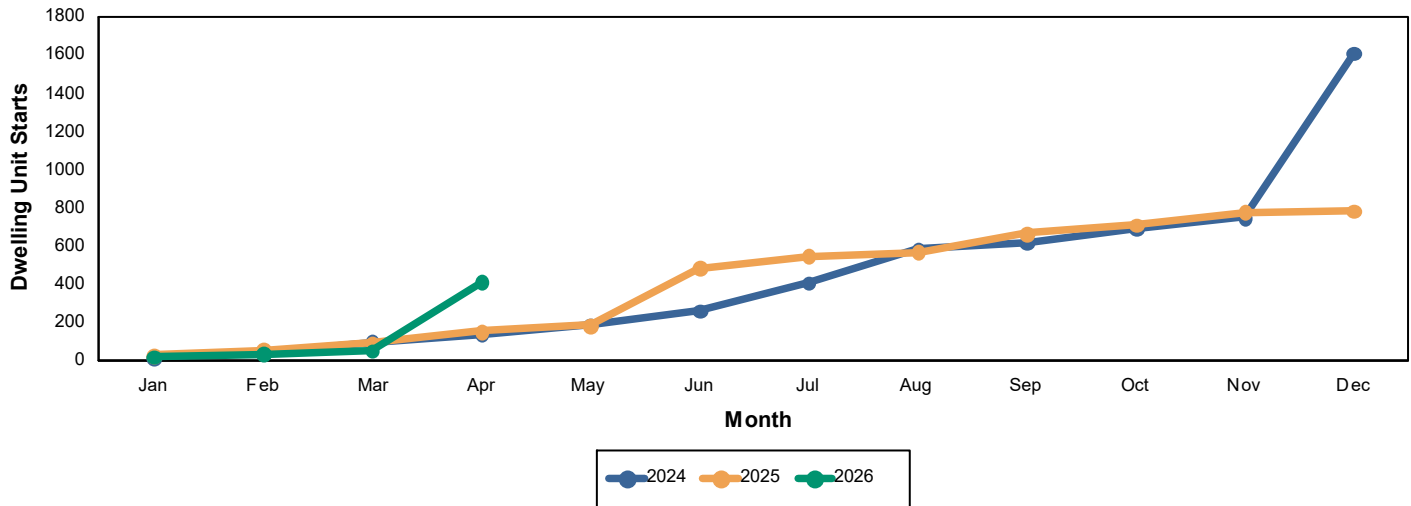
Construction Value of Permits Issued



	2024	2025	2026
Jan	\$21,623,037.97	\$45,121,946.18	\$77,712,350.26
Feb	\$16,855,284.90	\$34,554,292.92	\$17,926,103.84
Mar	\$50,352,010.94	\$128,249,426.50	\$37,550,099.27
Apr	\$46,057,848.01	\$39,827,406.85	\$67,873,885.89
May	\$42,639,523.20	\$238,545,458.98	\$0.00
Jun	\$62,912,637.18	\$131,886,078.12	\$0.00
Jul	\$103,042,837.04	\$76,516,336.91	\$0.00
Aug	\$31,160,048.04	\$71,849,673.29	\$0.00
Sep	\$328,689,956.14	\$35,713,072.93	\$0.00
Oct	\$89,464,632.80	\$125,610,550.41	\$0.00
Nov	\$58,054,606.80	\$28,675,864.94	\$0.00
Dec	\$49,184,590.88	\$65,941,750.40	\$0.00
YTD	\$900,037,013.90	\$1,022,491,858.43	\$201,062,439.26

MONTHLY BUILDING REPORT APRIL 2026

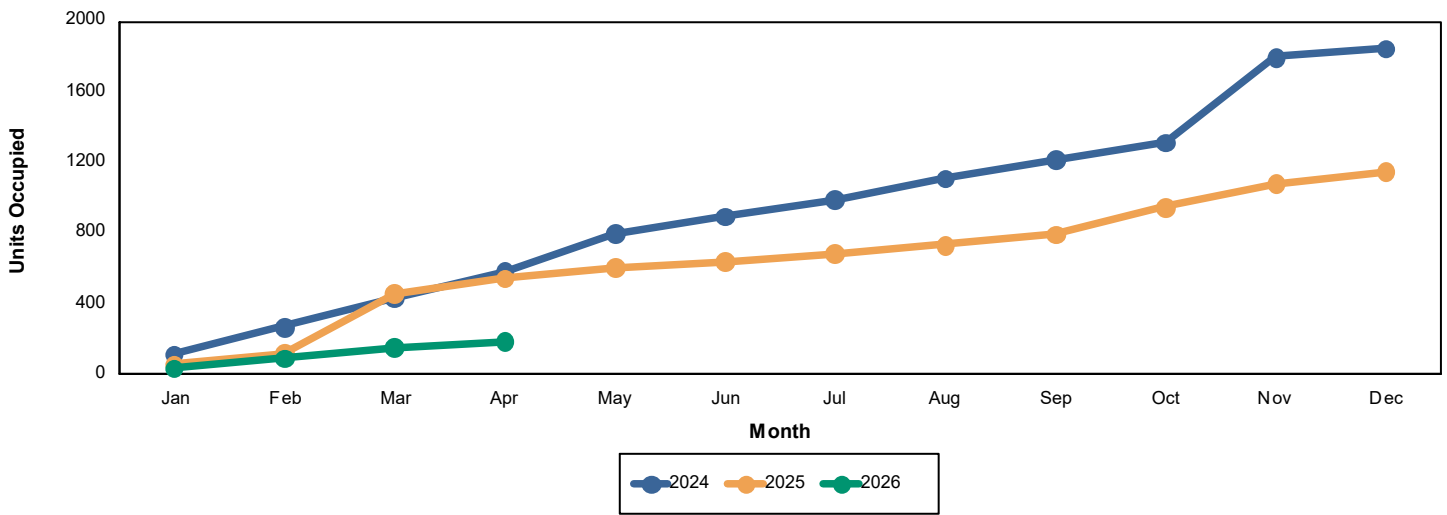
Number of Dwelling Units Started



	2024	2025	2026
Jan	14	23	17
Feb	24	29	16
Mar	57	38	15
Apr	41	60	362
May	51	31	0
Jun	73	302	0
Jul	145	62	0
Aug	176	23	0
Sep	36	95	0
Oct	74	46	0
Nov	56	67	0
Dec	866	6	0
YTD	1,613	782	410

MONTHLY BUILDING REPORT APRIL 2026

Number of Dwelling Unit Occupancies



	2024	2025	2026
Jan	119	63	36
Feb	153	59	61
Mar	164	338	58
Apr	150	88	36
May	215	61	0
Jun	96	33	0
Jul	96	44	0
Aug	118	50	0
Sep	109	61	0
Oct	96	155	0
Nov	483	130	0
Dec	48	69	0
YTD	1,847	1,151	191

Disclaimer: The City of Barrie endeavours to ensure information is accurate and updated but will not be held liable for inaccuracies in the information presented. All information is provided 'as is' with no guarantee of completeness, timeliness, or of the results obtained from the use of this information.