

MONTHLY BUILDING REPORT AUGUST 2023
Permits Issued: 142
Construction Starts: 88
***Occupancies Issued: 94**
PERMITS APPLIED FOR
All Permits

| Type | # of Permits | Construction Value (\$) | Total Area (m2) |
|---------------|--------------|-------------------------|------------------|
| Residential | 86 | 25,673,698.27 | 15,083.80 |
| Institutional | 2 | 150,000.00 | 110.00 |
| Industrial | 6 | 3,107,121.00 | 1,693.72 |
| Commercial | 9 | 1,321,360.00 | 1,300.85 |
| All Other | 12 | 175,500.00 | 135.52 |
| Total | 115 | 30,427,679.27 | 18,323.89 |

New Buildings

| Type | # of Permits | Construction Value (\$) | Total Area (m2) |
|---------------|--------------|-------------------------|------------------|
| Residential | 26 | 22,837,374.90 | 12,114.96 |
| Institutional | 0 | 0.00 | 0.00 |
| Industrial | 2 | 537,121.00 | 996.92 |
| Commercial | 3 | 509,000.00 | 617.10 |
| All Other | 7 | 100,800.00 | 44.81 |
| Total | 38 | 23,984,295.90 | 13,773.79 |

Additions / Alterations

| Type | # of Permits | Construction Value (\$) | Total Area (m2) |
|---------------|--------------|-------------------------|-----------------|
| Residential | 54 | 2,688,823.37 | 2,195.64 |
| Institutional | 2 | 150,000.00 | 110.00 |
| Industrial | 3 | 2,550,000.00 | 529.80 |
| Commercial | 6 | 812,360.00 | 683.75 |
| All Other | 5 | 74,700.00 | 90.71 |
| Total | 70 | 6,275,883.37 | 3,609.90 |

* Includes Residential and Non-Residential Occupancies

MONTHLY BUILDING REPORT AUGUST 2023
PERMITS ISSUED
All Permits

| Type | # of Permits | Construction Value (\$) | Total Area (m2) |
|---------------|--------------|-------------------------|------------------|
| Residential | 110 | 14,256,707.94 | 18,381.24 |
| Institutional | 1 | 20,000.00 | 30.00 |
| Industrial | 7 | 15,843,093.00 | 9,618.93 |
| Commercial | 14 | 3,799,142.00 | 6,297.86 |
| All Other | 10 | 177,400.00 | 165.98 |
| Total | 142 | 34,096,342.94 | 34,494.01 |

New Buildings

| Type | # of Permits | Construction Value (\$) | Total Area (m2) |
|---------------|--------------|-------------------------|------------------|
| Residential | 47 | 10,876,604.00 | 5,203.35 |
| Institutional | 0 | 0.00 | 0.00 |
| Industrial | 5 | 15,214,958.00 | 9,094.21 |
| Commercial | 3 | 1,124,000.00 | 4,341.00 |
| All Other | 7 | 148,300.00 | 155.28 |
| Total | 62 | 27,363,862.00 | 18,793.84 |

Additions / Alterations

| Type | # of Permits | Construction Value (\$) | Total Area (m2) |
|---------------|--------------|-------------------------|------------------|
| Residential | 62 | 3,350,103.94 | 13,064.89 |
| Institutional | 1 | 20,000.00 | 30.00 |
| Industrial | 2 | 628,135.00 | 524.72 |
| Commercial | 11 | 2,675,142.00 | 1,956.86 |
| All Other | 3 | 29,100.00 | 10.70 |
| Total | 79 | 6,702,480.94 | 15,587.17 |

MONTHLY BUILDING REPORT AUGUST 2023
RESIDENTIAL PERMIT SUMMARY FOR AUGUST
Permits Applied For

| <u>Type</u> | <u># of Permits</u> | <u>Construction Value (\$)</u> | <u>Total Area (m2)</u> | <u># of Units</u> |
|----------------|---------------------|--------------------------------|------------------------|-------------------|
| Second Suites | 17 | 837,356.00 | 1,185.90 | 15 |
| Ground-Related | 45 | 2,568,686.90 | 2,037.87 | 3 |
| Mid-Rise | 2 | 21,792,599.00 | 11,271.82 | 100 |
| High-Rise | 0 | 0.00 | 0.00 | 0 |
| Other | 21 | 449,913.00 | 571.52 | 0 |
| PMT23-01348 | 1 | 25,143.37 | 16.69 | 0 |
| Total | 86 | 25,673,698.27 | 15,083.80 | 118 |

Permits Issued

| <u>Type</u> | <u># of Permits</u> | <u>Construction Value (\$)</u> | <u>Total Area (m2)</u> | <u># of Units</u> |
|----------------|---------------------|--------------------------------|------------------------|-------------------|
| Second Suites | 20 | 1,274,149.98 | 1,582.26 | 18 |
| Ground-Related | 68 | 11,997,977.96 | 6,140.17 | 35 |
| Mid-Rise | 0 | 0.00 | 0.00 | 0 |
| High-Rise | 2 | 420,000.00 | 10,079.00 | 0 |
| Other | 20 | 564,580.00 | 579.81 | 0 |
| Total | 110 | 14,256,707.94 | 18,381.24 | 53 |

Number of Dwelling Unit Occupancies

| <u>Type</u> | <u># of Permits</u> | <u>Occupancies Granted</u> |
|----------------|---------------------|----------------------------|
| Second Suites | 8 | 8 |
| Ground-Related | 86 | 86 |
| Mid-Rise | 0 | 0 |
| High-Rise | 0 | 0 |
| Other | 0 | 0 |
| Total | 94 | 94 |

Definitions:

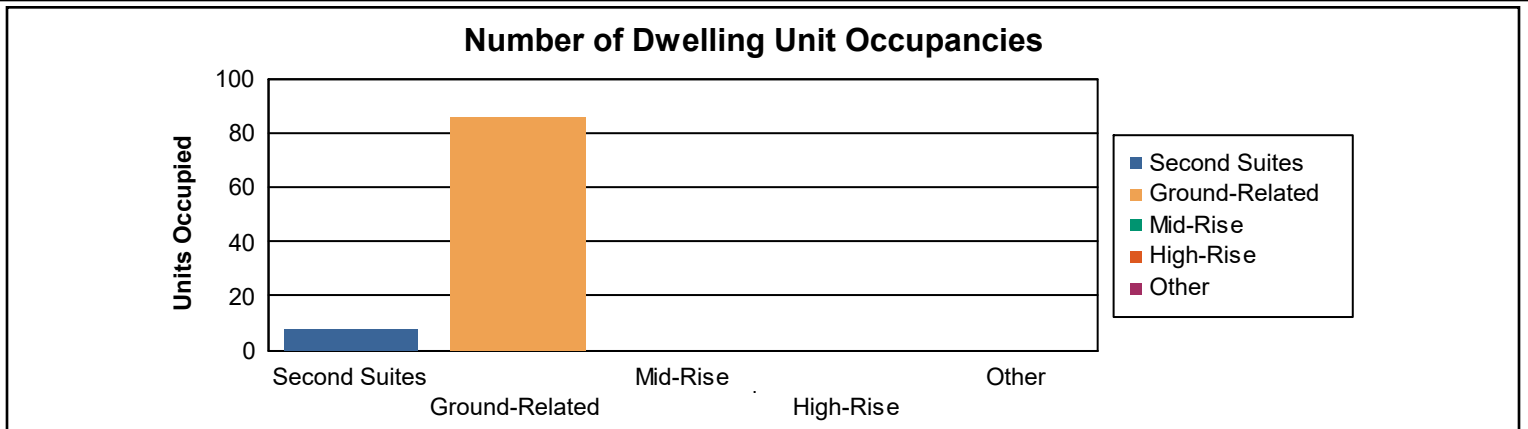
Ground-Related: 1-4 storeys

Mid-Rise: 5-8 storeys

High-Rise: 9 storeys or greater

Note: Second Suites includes second suites within existing dwellings and standalone secondary dwelling suites

MONTHLY BUILDING REPORT AUGUST 2023



MONTHLY BUILDING REPORT AUGUST 2023
MAJOR PROJECT* PERMITS ISSUED FOR AUGUST 2023

| Address | Work Type | Area (m.sq) | Construction |
|-----------------------------|--|-------------|----------------|
| 311 KING ST, BARRIE, ON | New Industrial General (New Construction) | 5115.25 | \$8,500,000.00 |
| 132 KING ST, BARRIE, ON | New Industrial General (New Construction) | 2632.00 | \$3,540,040.00 |
| 99 E HANMER ST, BARRIE, ON | New Commercial Shell Only (New Construction) | 3901.00 | \$1,000,000.00 |
| 259 W DUNLOP ST, BARRIE, ON | Alteration/Repair Residential High Rise Residential (Alterations and improvements) | 10000.00 | \$70,000.00 |

*Major Projects are defined as:

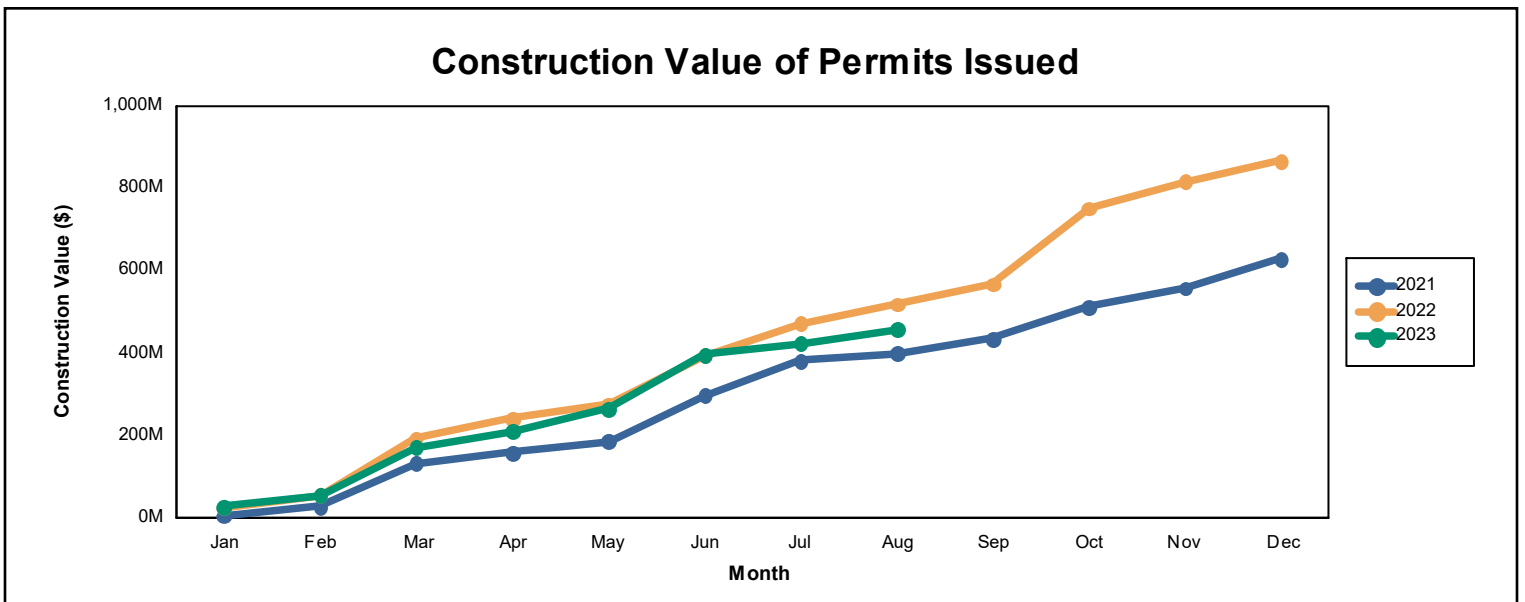
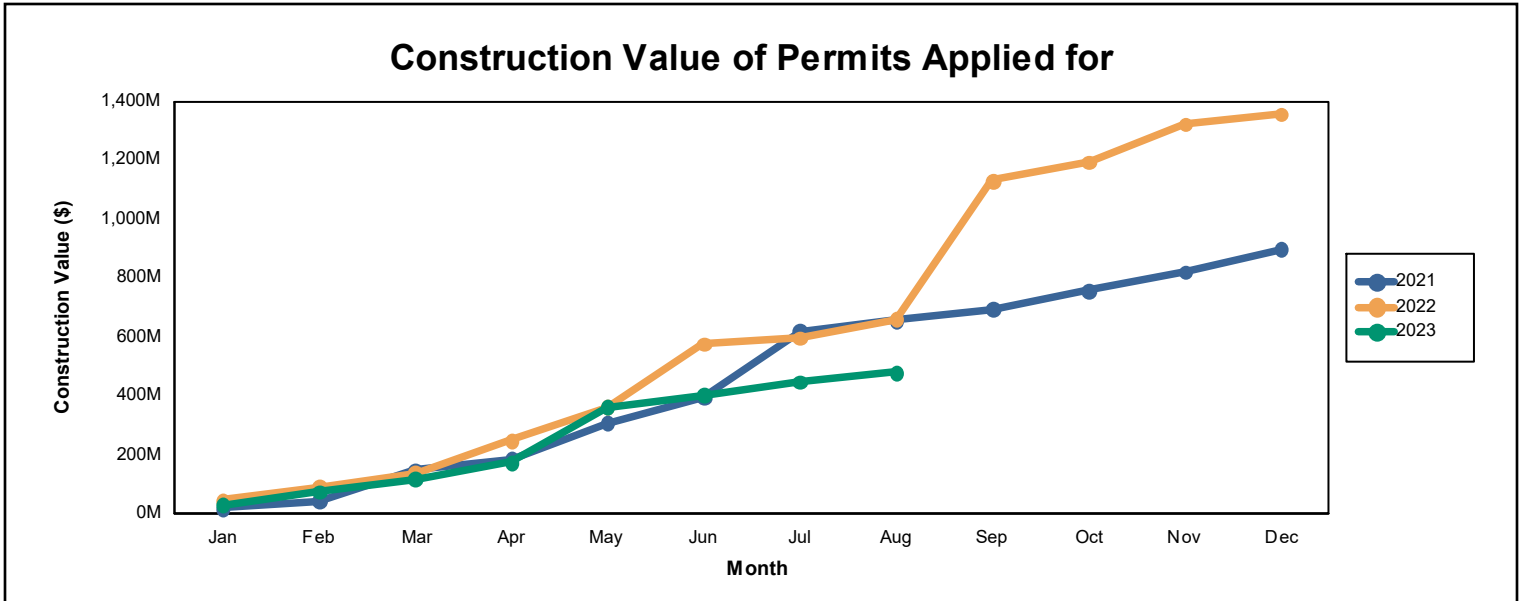
Major New ICI > 1,858 m2 (20,000 ft 2)

Major New Tenant > 929 m2 (10,000 ft 2)

Major New Residential > 20 units

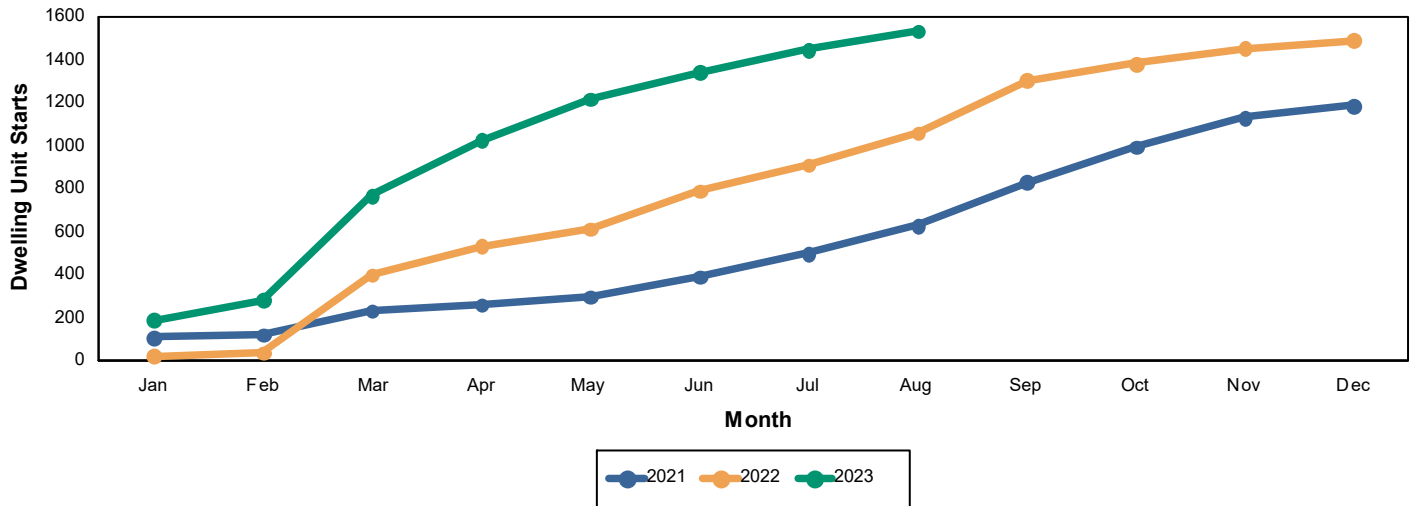
MONTHLY BUILDING REPORT AUGUST 2023

YEAR TO DATE AS OF AUGUST 2023

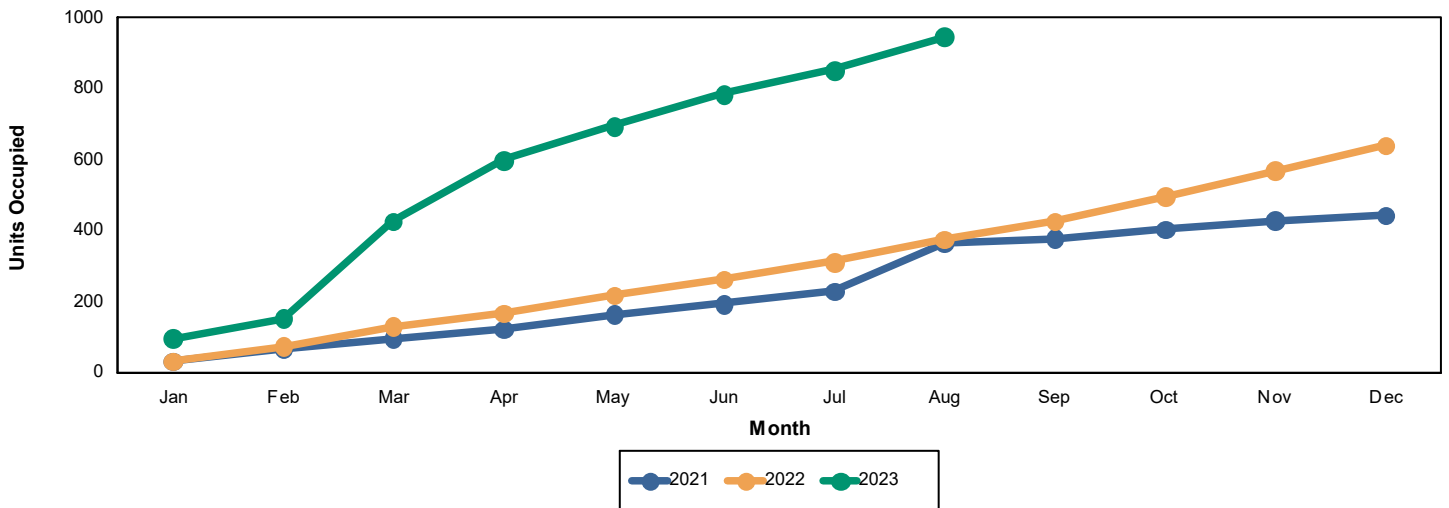


MONTHLY BUILDING REPORT AUGUST 2023

Number of Dwelling Units Started



Number of Dwelling Unit Occupancies



Disclaimer: The City of Barrie endeavours to ensure information is accurate and updated but will not be held liable for inaccuracies in the information presented. All information is provided 'as is' with no guarantee of completeness, timeliness, or of the results obtained from the use of this information.