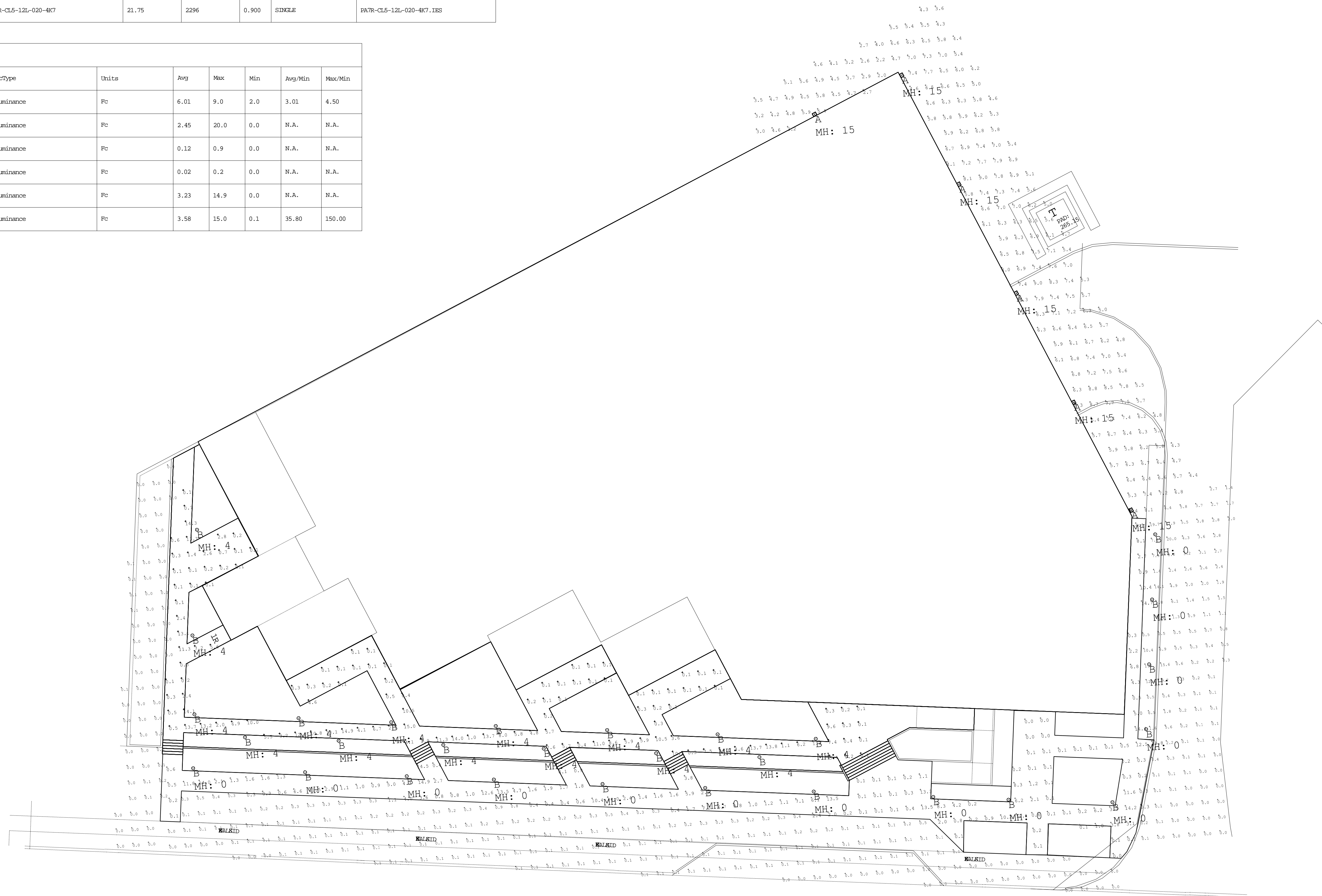


Luminaire Schedule								
Tag	Symbol	Qty	Description	Lim. Watts	Lim. Lumens	LLF	Arrangement	Filename
A	+	6	TRV-36L-80-SK7-3	85.47	9307	0.900	SINGLE	TRV-36L-80-SK7-3-INV.ies
B	+	29	PA7R-CL5-12L-020-4K7	21.75	2296	0.900	SINGLE	PA7R-CL5-12L-020-4K7.IES


Calculation Summary							
Label	CalcType	Units	Avg	Max	Min	Avg/Min	Max/Min
Main area	Illuminance	Fc	6.01	9.0	2.0	3.01	4.50
Surrounding area	Illuminance	Fc	2.45	20.0	0.0	N.A.	N.A.
Surrounding area_2	Illuminance	Fc	0.12	0.9	0.0	N.A.	N.A.
Surrounding area_3	Illuminance	Fc	0.02	0.2	0.0	N.A.	N.A.
Walkway (Orange) Planar	Illuminance	Fc	3.23	14.9	0.0	N.A.	N.A.
Walkway - Pink (Top) Building_18	Illuminance	Fc	3.58	15.0	0.1	35.80	150.00



1 20190402 ISSUED FOR SITE PLAN APPROVAL

ALL DRAWINGS, SPECIFICATIONS AND RELATED DOCUMENTS ARE THE COPYRIGHT PROPERTY OF THE ARCHITECT AND MUST BE RETURNED UPON REQUEST. REPRODUCTION OF DRAWINGS, SPECIFICATIONS AND RELATED DOCUMENTS IN PART OR WHOLE IS FORBIDDEN WITHOUT THE ARCHITECT'S WRITTEN PERMISSION.

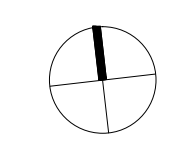
CONTRACTOR MUST CHECK AND VERIFY ALL DIMENSIONS ON THE JOB.



GENUINE ENGINEERING CO.  
 Ali Matabachian  
 ali.matabachian@genuineengineeringco.com  
 416.897.5767

**THE GEORGIAN APARTMENTS**

290-302 GEORGIAN DRIVE, BARRIE



SCALE: NOT TO SCALE DATE: 2018 12 21

SHEET NAME:

SITE LIGHTING PHOTOMETRY

PROJECT NO: 18-107 SHEET NO: SPA-E2