

User Rate

Water Operations

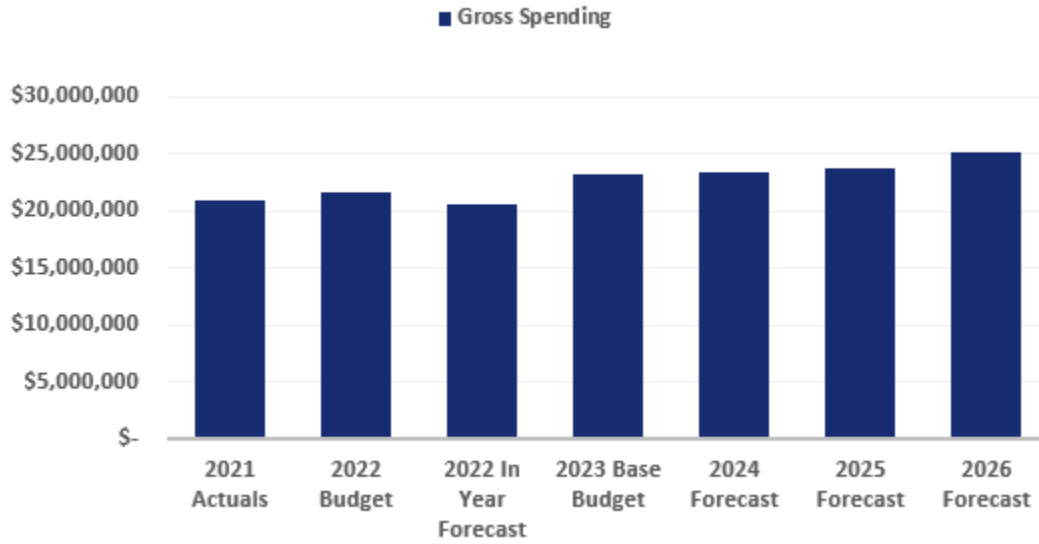
Wastewater Operations

Stormwater Operations

Parking Operations

WATER OPERATIONS

Water Operations Forecast



Base Budget Change Report - Water Operations

000's	2021 Actuals	2022 Budget	In Year Forecast	2023 Base Budget	Change in Base Budget	
Expenses						
Salaries & Benefits	\$ 7,671	\$ 8,499	\$ 8,250	\$ 8,997	\$ 498	5.86%
Recovery from Capital	\$ (49)	\$ (338)	\$ (124)	\$ (340)	\$ (1)	0.37%
Materials & Supplies	\$ 3,142	\$ 2,961	\$ 2,734	\$ 2,796	\$ (166)	-5.59%
Equipment & Capital Purchases	\$ 546	\$ 477	\$ 456	\$ 478	\$ 0	0.10%
Services	\$ 1,895	\$ 2,131	\$ 2,039	\$ 2,196	\$ 65	3.07%
Rents & Other Expenses	\$ 461	\$ 399	\$ 439	\$ 487	\$ 88	22.04%
Grant Expenses & Transfers	\$ 7,220	\$ 7,538	\$ 6,834	\$ 8,637	\$ 1,099	14.58%
Expenses Total	\$ 20,886	\$ 21,666	\$ 20,629	\$ 23,249	\$ 1,584	7.31%
Revenues						
User Fees, Service Charges, & Rentals	\$ 29,954	\$ 29,867	\$ 28,845	\$ 31,500	\$ 1,633	5.47%
Grant Revenues & Contributions	\$ 46	\$ -	\$ -	\$ -	\$ -	0.00%
Interdepartmental Transfers	\$ (7,761)	\$ (8,281)	\$ (8,296)	\$ (8,251)	\$ 30	-0.37%
Revenue Total	\$ 22,341	\$ 21,666	\$ 20,629	\$ 23,249	\$ 1,584	7.31%
Net Operating Expense/(Revenue)	\$ (1,455)	\$ (0)	\$ 0	\$ 0	\$ 0	0.00%

Base Transfer to Water Capital Reserve	\$ 8,292
Impact of New Investments	\$ (93)
Requested Transfer to Water Capital Reserve	\$ 8,199

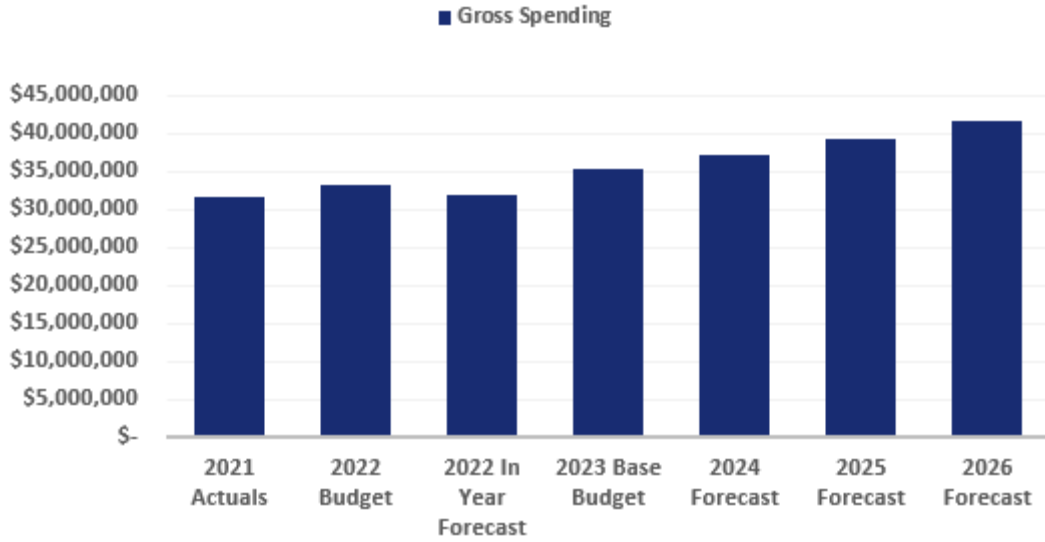
Comments

The cost of labour is expected to increase by \$498 thousand for 2023. The increase provides for cost-of-living provisions, merit increases for full time CUPE and non-union employees, and estimated increases for benefit rates.

In addition, water rate revenue is expected to increase by \$1.6 million in 2023 based on consumption and flow patterns as well as the recommended increases for the fixed charge and volume rate charge outlined in the recent water and wastewater system financial plan.

WASTEWATER OPERATIONS

Wastewater Operations Forecast



Base Budget Change Report – Wastewater Operations

000's	2021 Actuals	2022 Budget	In Year Forecast	2023 Base Budget	Change in Base Budget	
Expenses						
Salaries & Benefits	\$ 5,469	\$ 6,019	\$ 5,872	\$ 6,317	\$ 297	4.94%
Recovery from Capital	\$ (64)	\$ (219)	\$ (220)	\$ (245)	\$ (26)	11.62%
Materials & Supplies	\$ 4,363	\$ 4,551	\$ 4,526	\$ 4,565	\$ 14	0.31%
Equipment & Capital Purchases	\$ 196	\$ 72	\$ 80	\$ 54	\$ (18)	-24.87%
Services	\$ 4,490	\$ 4,837	\$ 5,025	\$ 5,234	\$ 397	8.20%
Rents & Other Expenses	\$ 665	\$ 551	\$ 524	\$ 603	\$ 52	9.40%
Grant Expenses & Transfers	\$ 16,523	\$ 17,559	\$ 16,078	\$ 18,822	\$ 1,263	7.19%
Expenses Total	\$ 31,643	\$ 33,369	\$ 31,884	\$ 35,349	\$ 1,980	5.93%
Revenues						
User Fees, Service Charges, & Rentals	\$ 37,490	\$ 38,707	\$ 37,046	\$ 41,238	\$ 2,530	6.54%
Fines & Penalties	\$ 102	\$ 80	\$ 80	\$ -	\$ (80)	-100.00%
Grant Revenues & Contributions	\$ 19	\$ -	\$ -	\$ -	\$ -	0.00%
Interdepartmental Transfers	\$ (4,919)	\$ (5,418)	\$ (5,242)	\$ (5,889)	\$ (471)	8.69%
Revenue Total	\$ 32,692	\$ 33,369	\$ 31,884	\$ 35,349	\$ 1,980	5.93%
Net Operating Expense/(Revenue)	\$ (1,049)	\$ (0)	\$ 0	\$ (0)	\$ (0)	0.00%

Base Transfer to Wastewater Capital Reserve	\$ 18,607
Impact of New Investments	\$ (162)
Requested Transfer to Wastewater Capital Reserve	\$ 18,444

Comments

The cost of labor is expected to increase by \$297 thousand for 2023. The increase provides for cost-of-living provisions, merit increases for full time CUPE and non-union employees, and estimated increases for benefit rates.

In addition, wastewater rate revenue is expected to increase by \$2.5 million in 2023 based on consumption and flow patterns as well as the recommended increases for the fixed charge and volume rate charge outlined in the recent water and wastewater system financial plan.

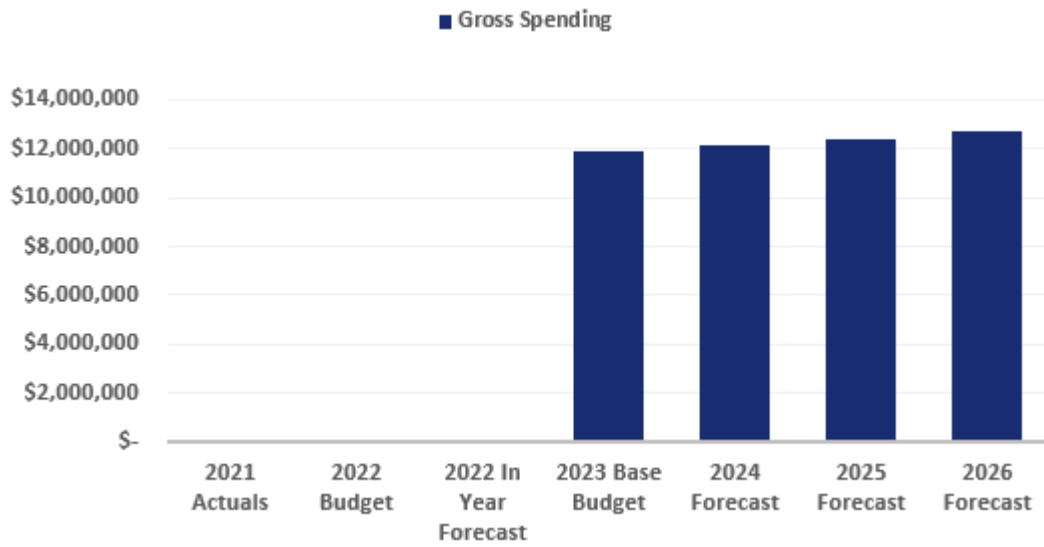
Wastewater has opened the septage receiving station which will increase revenues for 2023.

After considering proposed new investment and service recommendations, the contribution to the wastewater capital reserve will be increased by \$1.2 million. The increase will contribute to the sustainability of the City's wastewater infrastructure while keeping rate increases in line with historical norms.

The 2023 requested budget includes an additional position of SCADA specialist to supplement existing resources to address planned system upgrades and expansion.

STORMWATER OPERATIONS

Stormwater Operations Forecast



Base Budget Change Report – Stormwater Operations

000's	2021 Actuals	2022 Budget	In Year Forecast	2023 Base Budget	Change in Base Budget	
Expenses						
Salaries & Benefits	\$ -	\$ -	\$ -	\$ 658	\$ 658	0.00%
Materials & Supplies	\$ -	\$ -	\$ -	\$ 77	\$ 77	0.00%
Equipment & Capital Purchases	\$ -	\$ -	\$ -	\$ 3	\$ 3	0.00%
Services	\$ -	\$ -	\$ -	\$ 3,436	\$ 3,436	0.00%
Rents & Other Expenses	\$ -	\$ -	\$ -	\$ 28	\$ 28	0.00%
Grant Expenses & Transfers	\$ -	\$ -	\$ -	\$ 7,678	\$ 7,678	0.00%
Expenses Total	\$ -	\$ -	\$ -	\$ 11,878	\$ 11,878	0.00%
Revenues						
User Fees, Service Charges, & Rentals	\$ -	\$ -	\$ -	\$ 7,875	\$ 7,875	0.00%
Grant Revenues & Contributions	\$ -	\$ -	\$ -	\$ 3,625	\$ 3,625	0.00%
Interdepartmental Transfers	\$ -	\$ -	\$ -	\$ 378	\$ 378	0.00%
Revenue Total	\$ -	\$ -	\$ -	\$ 11,878	\$ 11,878	0.00%
Net Operating Expense/(Revenue)	\$ -	\$ -	\$ -	\$ -	\$ -	0.00%

Base Transfer to Stormwater Capital Reserve	\$ 7,678
Impact of New Investments	\$ (45)
Requested Transfer to Stormwater Capital Reserve	\$ 7,633

Comments

The Stormwater Action Fund is new for 2023 and is fully funded from stormwater user fees. Stormwater related costs were previously funded through the tax rates.

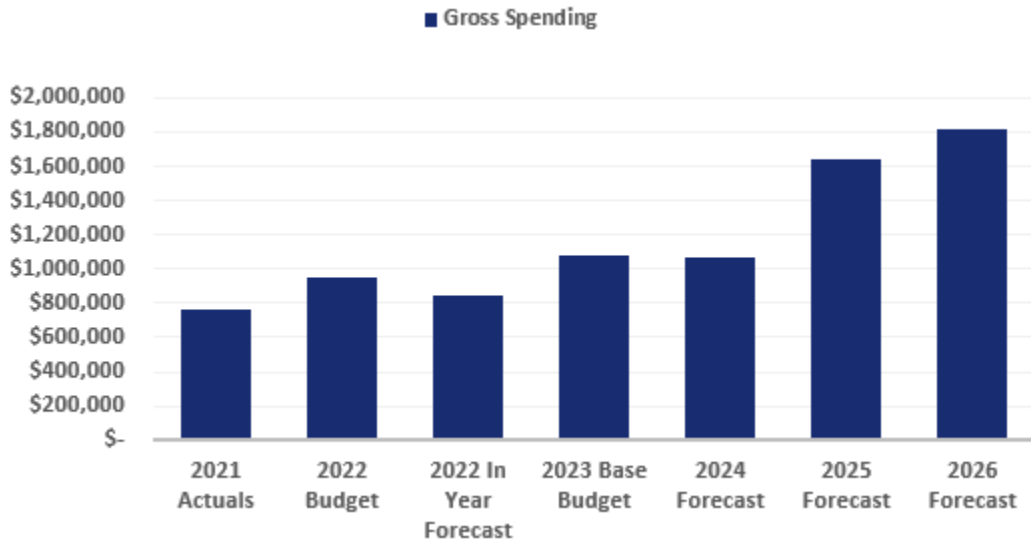
Salaries & Benefits: The increase of \$45 thousand provides for cost-of-living provisions, merit increases for full time CUPE and non-union employees, and estimated increases for benefit rates that are now being funded through stormwater user fees.

Grant Revenues & Contributions: Certain stormwater related activities previously funded from the tax capital reserve will be fully funded from the new Stormwater Action Fund.

Interdepartmental Transfers: Certain stormwater related activities previously funded from water rate will be fully funded from the new Stormwater Action Fund going forward.

PARKING OPERATIONS

Parking Operations Forecast



Base Budget Change Report - Parking Operations

000's	2021 Actuals	2022 Budget	In Year Forecast	2023 Base Budget	Change in Base Budget	
Expenses						
Salaries & Benefits	\$ 432	\$ 631	\$ 525	\$ 660	\$ 29	4.57%
Recovery from Capital	\$ -	\$ (118)	\$ (86)	\$ (43)	\$ 75	-63.95%
Materials & Supplies	\$ 58	\$ 59	\$ 48	\$ 62	\$ 3	5.48%
Equipment & Capital Purchases	\$ 64	\$ 110	\$ 110	\$ 110	\$ -	0.00%
Services	\$ 112	\$ 200	\$ 190	\$ 205	\$ 5	2.50%
Rents & Other Expenses	\$ 102	\$ 73	\$ 64	\$ 82	\$ 9	12.31%
Expenses Total	\$ 769	\$ 955	\$ 851	\$ 1,076	\$ 121	12.72%
Revenues						
User Fees, Service Charges, & Rentals	\$ 1,515	\$ 1,009	\$ 1,321	\$ 1,384	\$ 375	37.18%
Licenses & Permits	\$ 230	\$ 315	\$ 320	\$ 315	\$ -	0.00%
Grant Revenues & Contributions	\$ 639	\$ 1,420	\$ 1,054	\$ 684	\$ (736)	-51.84%
Interdepartmental Transfers	\$ (1,773)	\$ (1,789)	\$ (1,844)	\$ (1,306)	\$ 483	-26.98%
Revenue Total	\$ 612	\$ 955	\$ 851	\$ 1,076	\$ 121	12.72%
Net Operating Expense/(Revenue)	\$ 157	\$ (0)	\$ (0)	\$ -	\$ 0	0.00%

Base Contribution From Parking Reserve	\$ 644
Impact of New Investments	\$ -
Requested Contribution From Parking Reserve	\$ 644

Comments

Salaries and Benefits

Increase based on employee wage band progression and salary and benefit calculations as determined by the City's collective agreement and benefit provider rates.

Recovery from Capital

End of project lead salary recovery for digital parking permit project.

Rents and Other Expenses

Provision for increased payment processing costs with additional payment options and installation of new pay stations.

User Fees, Service Charges, & Rentals

Anticipated increase in parking revenue with more people visiting downtown and returning to the workplace.

Grant Revenues & Contributions

Reduction in required contribution from the parking reserve with increase in parking revenue and reduction in corporate support.

Interdepartmental Transfers

Reduction in overall corporate support in recognition of lost revenue from free and discounted parking provided for tax-based initiatives.