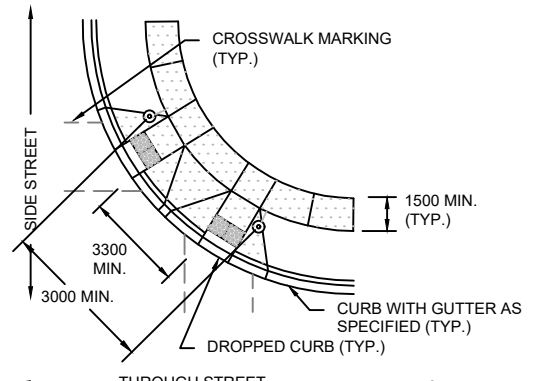
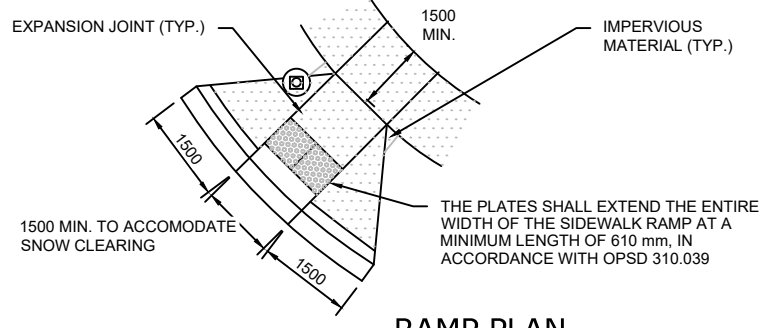


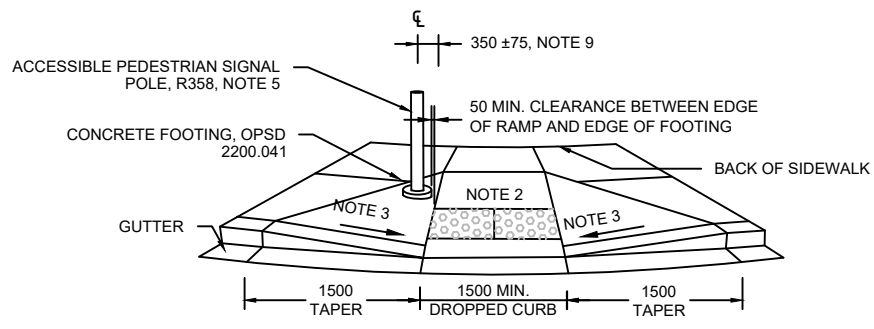
DOUBLE RAMP WITHOUT BOULEVARD



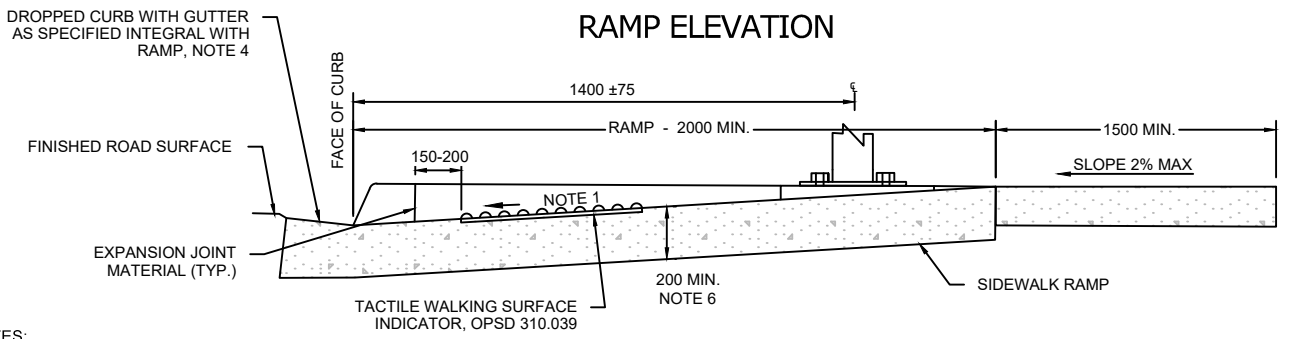
DOUBLE RAMP WITH BOULEVARD



RAMP PLAN



RAMP ELEVATION



RAMP SECTION

NOTES:

1. SLOPE OF RAMP SHALL NOT EXCEED 8%.
2. CROSS SLOPE OF RAMP SHALL NOT EXCEED 2% IN EITHER DIRECTION.
3. CROSS SLOPE OF FLARED SIDE OF RAMP SHALL NOT EXCEED 8%.
4. DROPPED CURB AT RAMP SHALL BE MODIFIED TO ELIMINATE 10mm STEP AT GUTTER LINE.
5. ACCESSIBLE PEDESTRIAN SIGNAL TO HAVE TACTILE ARROW THAT ALIGNS WITH DIRECTION OF CROSSWALK.
6. MINIMUM THICKNESS OF RAMP IS 200mm. MINIMUM THICKNESS OF SIDEWALK AND FLARED SIDES ADJACENT TO RAMP IS 150mm.
7. ALL DIMENSIONS ARE IN MILLIMETRES UNLESS OTHERWISE NOTED.
8. FOR CROSSWALK MARKINGS AND SIGNAGE REFER TO OTM BOOK 15.
9. WHEN POLES ARE RELOCATED DUE TO UTILITY CONFLICTS THE SIDEWALK BAY SHALL BE EXTENDED TO ENCOMPASS 50% OF THE POLE BASE.



SIDEWALK RAMPS AT SIGNALIZED INTERSECTIONS

REV No.	DATE: MAY 2024
3	SCALE: N.T.S.

R317