

MONTHLY BUILDING REPORT JANUARY 2023
Permits Issued: 122
Construction Starts: 188
***Occupancies Issued: 95**
PERMITS APPLIED FOR
All Permits

Type	# of Permits	Construction Value (\$)	Total Area (m2)
Residential	107	19,716,488.47	15,478.34
Institutional	1	94,135.00	22.50
Industrial	4	4,484,410.00	887.68
Commercial	12	2,354,284.00	4,660.13
All Other	5	58,000.00	32.38
Total	129	26,707,317.47	21,081.03

New Buildings

Type	# of Permits	Construction Value (\$)	Total Area (m2)
Residential	59	17,326,585.00	12,848.50
Institutional	0	0.00	0.00
Industrial	0	0.00	0.00
Commercial	2	1,000,000.00	3,239.00
All Other	1	25,000.00	5.00
Total	62	18,351,585.00	16,092.50

Additions / Alterations

Type	# of Permits	Construction Value (\$)	Total Area (m2)
Residential	46	2,349,903.47	2,851.15
Institutional	1	94,135.00	22.50
Industrial	4	4,484,410.00	887.68
Commercial	9	1,254,284.00	1,198.13
All Other	4	33,000.00	27.38
Total	64	8,215,732.47	4,986.84

* Includes Residential and Non-Residential Occupancies

MONTHLY BUILDING REPORT JANUARY 2023
PERMITS ISSUED
All Permits

Type	# of Permits	Construction Value (\$)	Total Area (m2)
Residential	97	24,564,473.16	14,490.21
Institutional	3	45,230.00	25.00
Industrial	1	800,000.00	1,044.04
Commercial	8	718,124.00	780.04
All Other	13	170,700.00	164.63
Total	122	26,298,527.16	16,503.92

New Buildings

Type	# of Permits	Construction Value (\$)	Total Area (m2)
Residential	54	21,277,009.65	11,662.71
Institutional	0	0.00	0.00
Industrial	0	0.00	0.00
Commercial	1	2,100.00	3.00
All Other	7	114,200.00	78.39
Total	62	21,393,309.65	11,744.10

Additions / Alterations

Type	# of Permits	Construction Value (\$)	Total Area (m2)
Residential	40	3,265,463.51	2,868.59
Institutional	3	45,230.00	25.00
Industrial	1	800,000.00	1,044.04
Commercial	7	716,024.00	777.04
All Other	6	56,500.00	86.24
Total	57	4,883,217.51	4,800.91

MONTHLY BUILDING REPORT JANUARY 2023

RESIDENTIAL PERMIT SUMMARY FOR JANUARY

Permits Applied For

Type	# of Permits	Construction Value (\$)	Total Area (m2)	# of Units
Second Suites	19	1,121,544.08	1,552.21	19
Ground-Related	72	17,829,844.39	13,436.10	49
Mid-Rise	0	0.00	0.00	0
High-Rise	0	0.00	0.00	0
Other	16	765,100.00	490.03	3
Total	107	19,716,488.47	15,478.34	71

Permits Issued

Type	# of Permits	Construction Value (\$)	Total Area (m2)	# of Units
Second Suites	15	1,232,719.46	1,266.98	14
Ground-Related	72	22,818,053.70	12,882.18	61
Mid-Rise	0	0.00	0.00	0
High-Rise	1	9,000.00	4.00	0
Other	9	504,700.00	337.05	1
Total	97	24,564,473.16	14,490.21	76

Number of Dwelling Unit Occupancies

Type	# of Permits	Occupancies Granted
Second Suites	19	19
Ground-Related	76	76
Mid-Rise	0	0
High-Rise	1	0
Other	0	0
Total	96	95

Definitions:

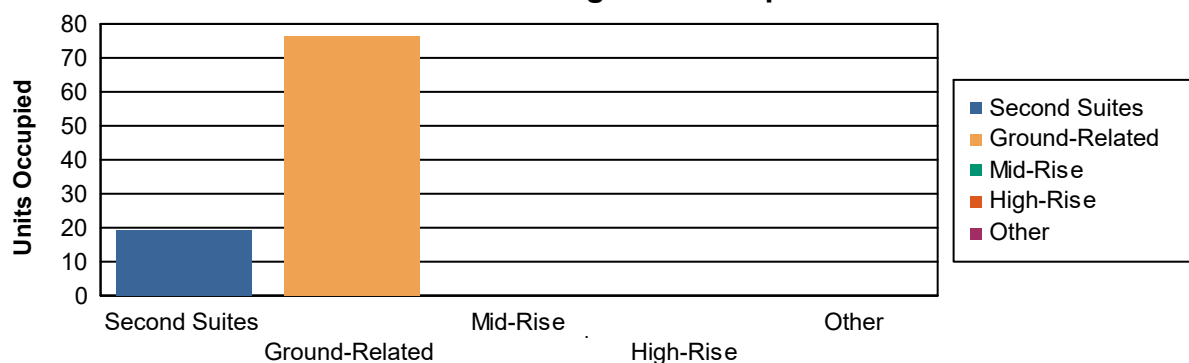
Ground-Related: 1-4 storeys

Mid-Rise: 5-8 storeys

High-Rise: 9 storeys or greater

Note: Second Suites includes second suites within existing dwellings and standalone secondary dwelling suites

Number of Dwelling Unit Occupancies



MONTHLY BUILDING REPORT JANUARY 2023**MAJOR PROJECT* PERMITS ISSUED FOR JANUARY 2023**

Address	Work Type	Area (m.sq)	Construction
645 BAYVIEW DR, BARRIE, ON	Alteration/Repair Industrial General (Alterations and improvements)	1044.04	\$800,000.00

*Major Projects are defined as:

Major New ICI > 1,858 m2 (20,000 ft 2)

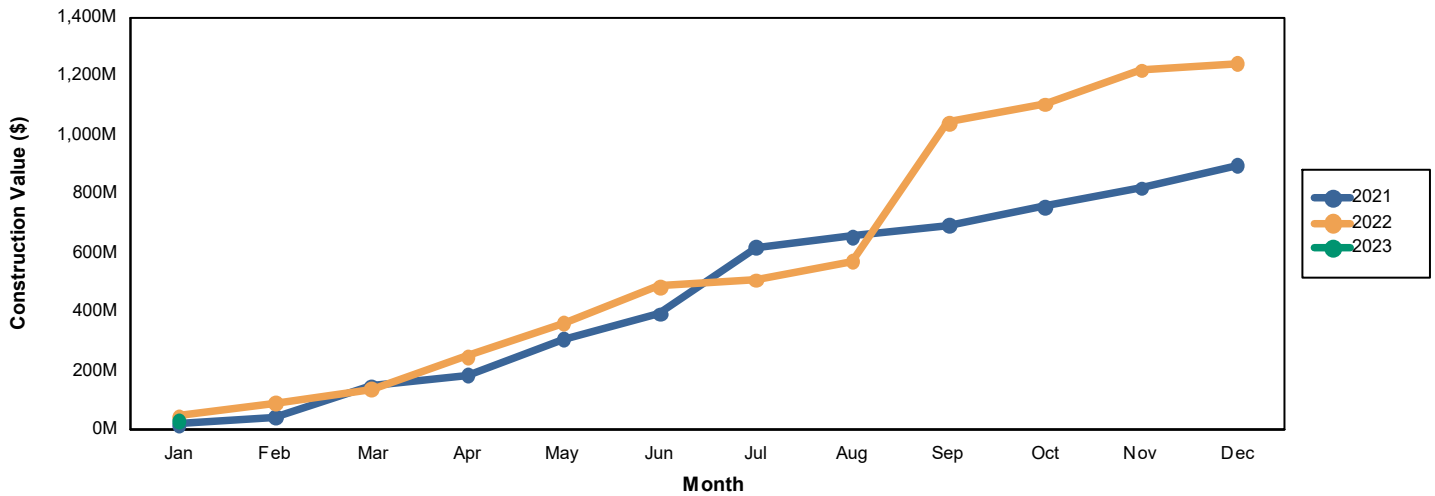
Major New Tenant > 929 m2 (10,000 ft 2)

Major New Residential > 20 units

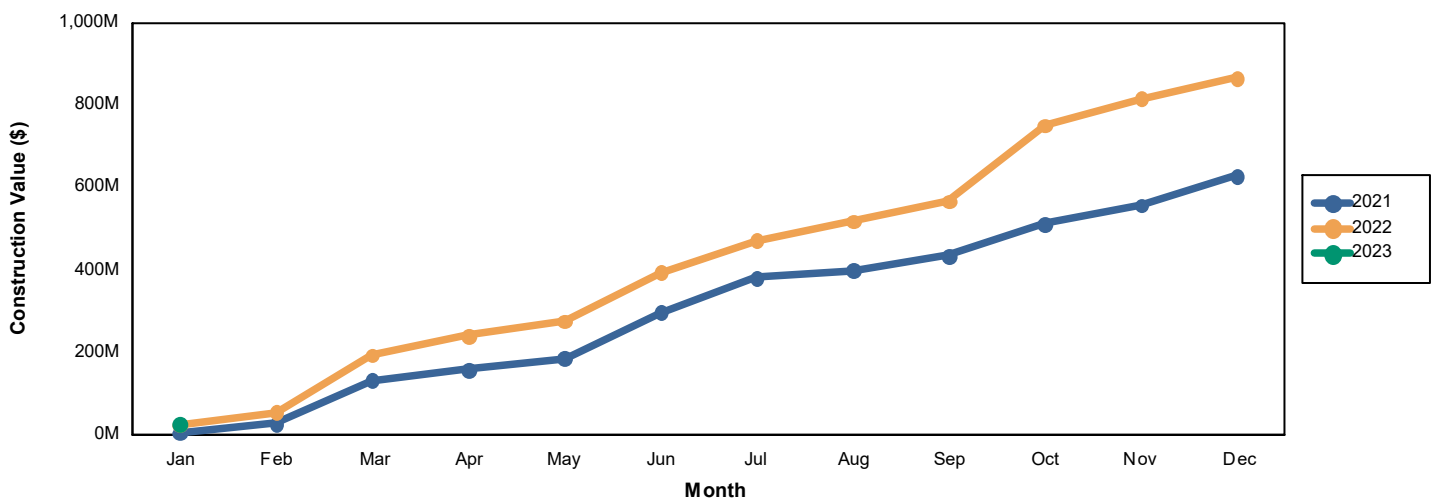
MONTHLY BUILDING REPORT JANUARY 2023

YEAR TO DATE AS OF JANUARY 2023

Construction Value of Permits Applied for

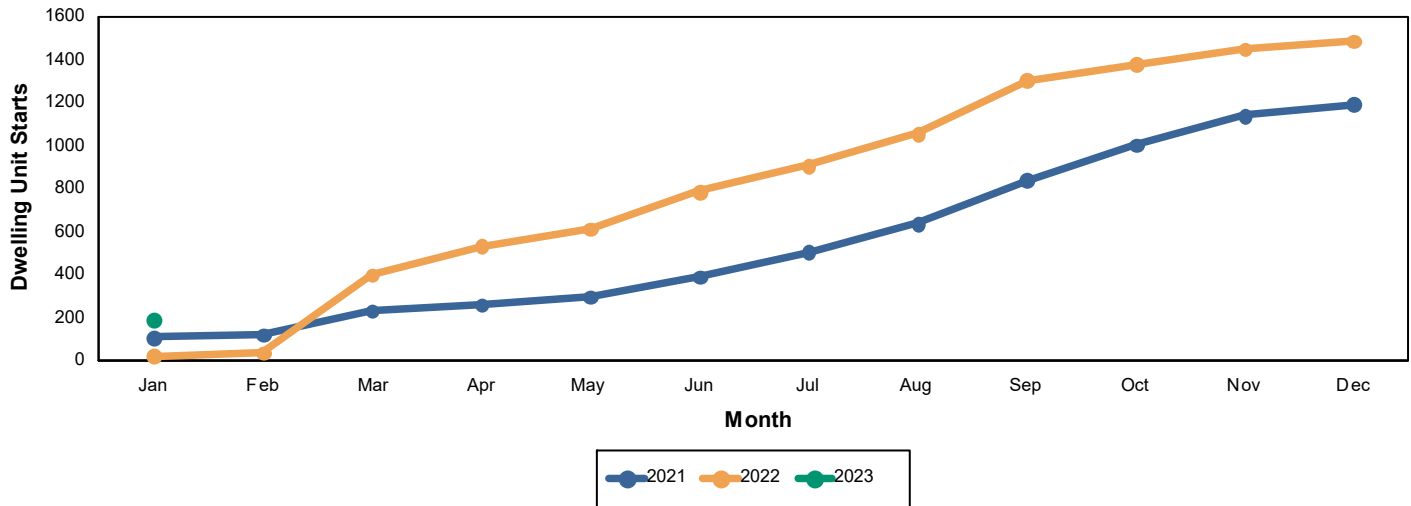


Construction Value of Permits Issued

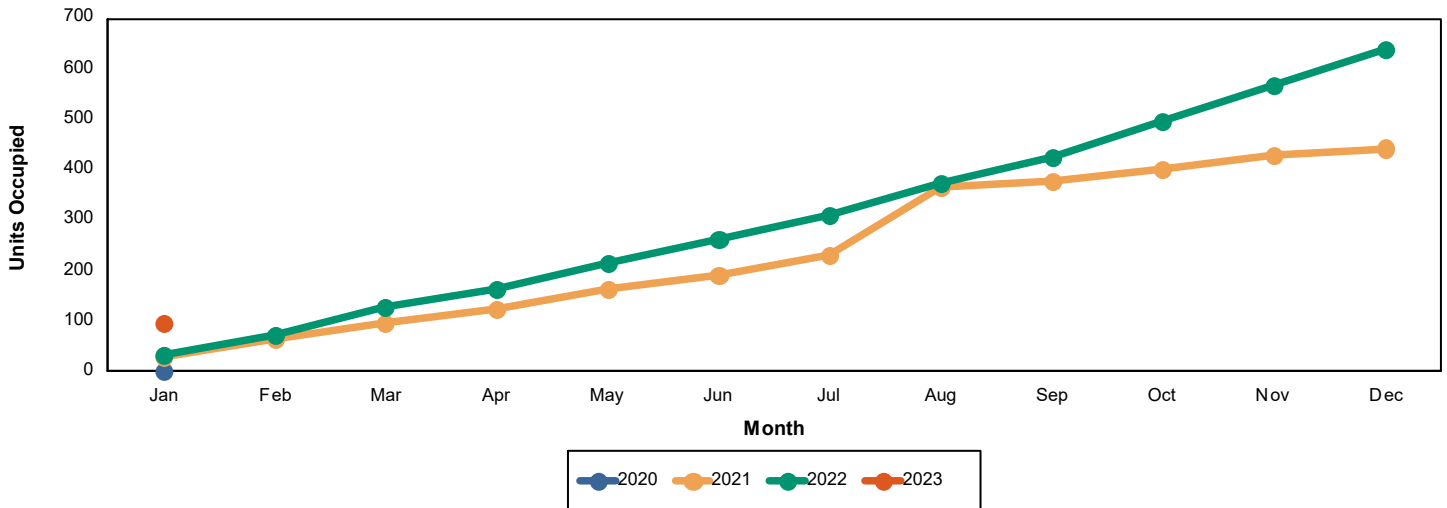


MONTHLY BUILDING REPORT JANUARY 2023

Number of Dwelling Units Started



Number of Dwelling Unit Occupancies



Disclaimer: The City of Barrie endeavours to ensure information is accurate and updated but will not be held liable for inaccuracies in the information presented. All information is provided 'as is' with no guarantee of completeness, timeliness, or of the results obtained from the use of this information.