

MONTHLY BUILDING REPORT JULY 2023
Permits Issued: 158
Construction Starts: 103
***Occupancies Issued: 69**
PERMITS APPLIED FOR
All Permits

Type	# of Permits	Construction Value (\$)	Total Area (m2)
Residential	129	28,220,471.00	22,054.02
Institutional	0	0.00	0.00
Industrial	4	2,376,161.00	3,455.79
Commercial	17	13,576,728.00	12,510.43
All Other	9	114,700.00	159.29
Total	159	44,288,060.00	38,179.53

New Buildings

Type	# of Permits	Construction Value (\$)	Total Area (m2)
Residential	75	24,923,243.00	11,390.48
Institutional	0	0.00	0.00
Industrial	3	2,016,161.00	3,310.49
Commercial	2	2,010,000.00	1,779.80
All Other	7	103,700.00	147.29
Total	87	29,053,104.00	16,628.06

Additions / Alterations

Type	# of Permits	Construction Value (\$)	Total Area (m2)
Residential	51	3,255,228.00	10,531.94
Institutional	0	0.00	0.00
Industrial	1	360,000.00	145.30
Commercial	15	11,566,728.00	10,730.63
All Other	2	11,000.00	12.00
Total	69	15,192,956.00	21,419.87

* Includes Residential and Non-Residential Occupancies

MONTHLY BUILDING REPORT JULY 2023
PERMITS ISSUED
All Permits

Type	# of Permits	Construction Value (\$)	Total Area (m2)
Residential	119	17,855,057.00	11,263.79
Institutional	3	820,000.00	576.00
Industrial	3	3,175,000.00	2,621.44
Commercial	22	5,424,955.50	4,620.33
All Other	11	444,500.00	180.77
Total	158	27,719,512.50	19,262.33

New Buildings

Type	# of Permits	Construction Value (\$)	Total Area (m2)
Residential	76	15,903,778.00	8,481.28
Institutional	1	10,000.00	72.00
Industrial	1	2,900,000.00	1,788.00
Commercial	2	2,001,638.50	559.37
All Other	8	417,000.00	157.12
Total	88	21,232,416.50	11,057.77

Additions / Alterations

Type	# of Permits	Construction Value (\$)	Total Area (m2)
Residential	41	1,836,279.00	2,367.91
Institutional	2	810,000.00	504.00
Industrial	2	275,000.00	833.44
Commercial	19	3,396,967.00	3,906.96
All Other	3	27,500.00	23.65
Total	67	6,345,746.00	7,635.96

MONTHLY BUILDING REPORT JULY 2023

RESIDENTIAL PERMIT SUMMARY FOR JULY

Permits Applied For

Type	# of Permits	Construction Value (\$)	Total Area (m2)	# of Units
Second Suites	15	684,847.00	959.06	12
Ground-Related	83	26,463,589.00	17,805.97	69
Mid-Rise	1	80,000.00	2,500.00	0
High-Rise	1	350,000.00	79.00	0
Other	29	642,035.00	709.99	0
Total	129	28,220,471.00	22,054.02	81

Permits Issued

Type	# of Permits	Construction Value (\$)	Total Area (m2)	# of Units
Second Suites	16	743,645.00	1,321.90	16
Ground-Related	61	13,214,303.00	6,761.99	38
Mid-Rise	0	0.00	0.00	0
High-Rise	0	0.00	0.00	0
Other	42	3,897,109.00	3,179.90	0
Total	119	17,855,057.00	11,263.79	54

Number of Dwelling Unit Occupancies

Type	# of Permits	Occupancies Granted
Second Suites	17	17
Ground-Related	51	52
Mid-Rise	0	0
High-Rise	0	0
Other	0	0
Total	68	69

Definitions:

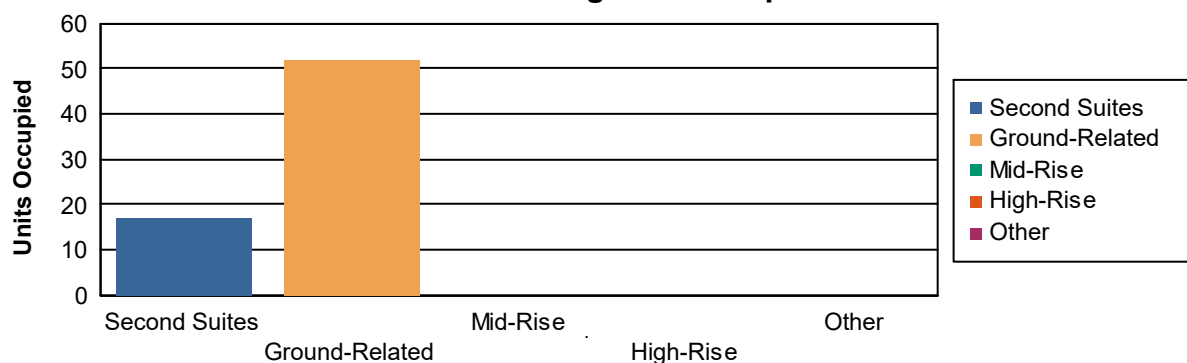
Ground-Related: 1-4 storeys

Mid-Rise: 5-8 storeys

High-Rise: 9 storeys or greater

Note: Second Suites includes second suites within existing dwellings and standalone secondary dwelling suites

Number of Dwelling Unit Occupancies



MONTHLY BUILDING REPORT JULY 2023
MAJOR PROJECT* PERMITS ISSUED FOR JULY 2023

Address	Work Type	Area (m.sq)	Construction
509 BAYFIELD ST, BARRIE, ON	Alteration/Repair Commercial General (Alterations and improvements)	1023.00	\$450,000.00

*Major Projects are defined as:

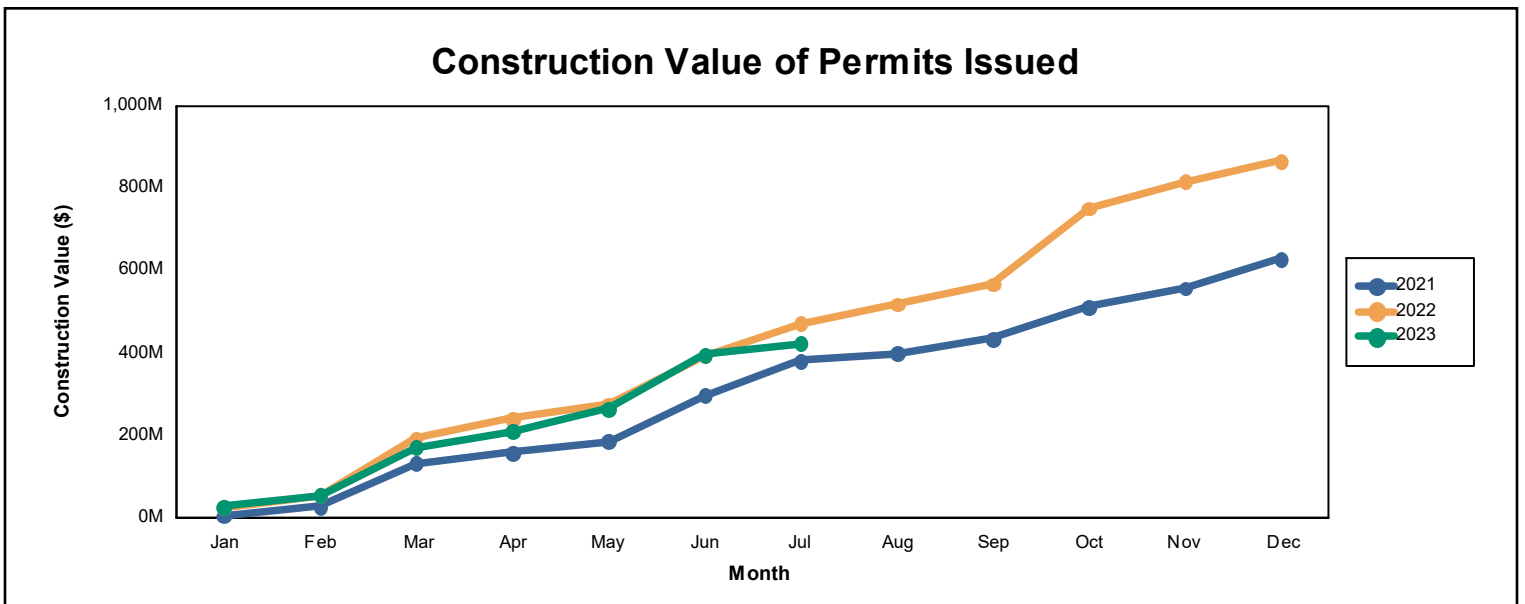
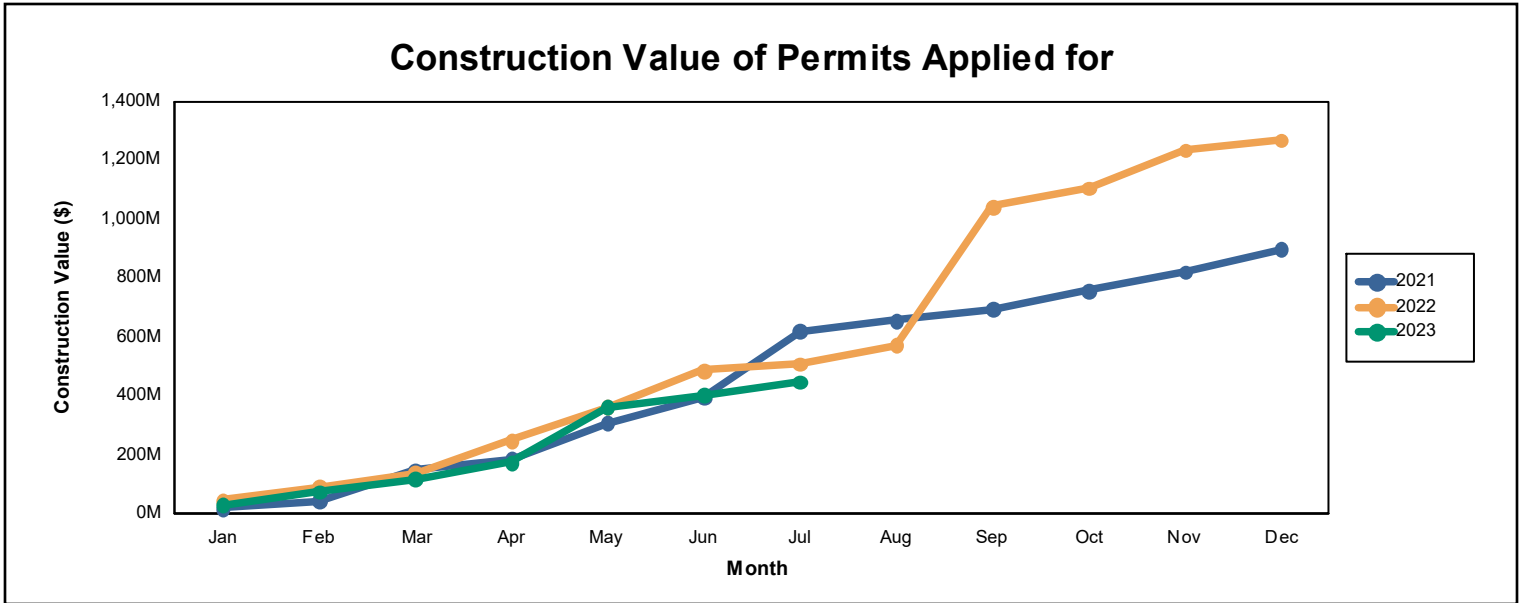
Major New ICI > 1,858 m2 (20,000 ft 2)

Major New Tenant > 929 m2 (10,000 ft 2)

Major New Residential > 20 units

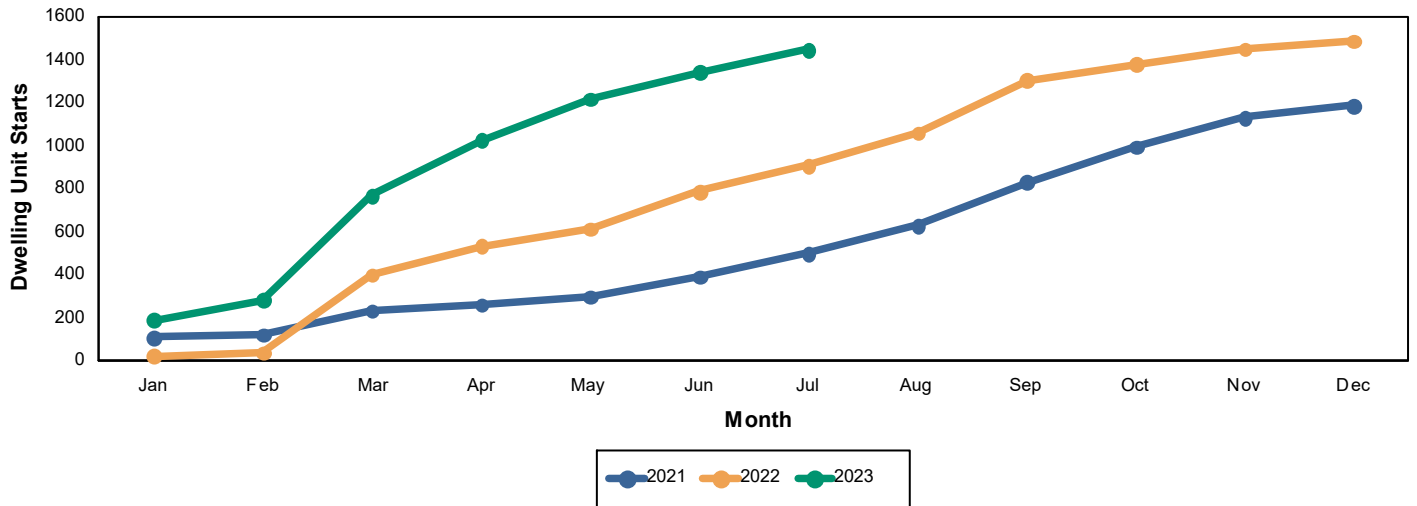
MONTHLY BUILDING REPORT JULY 2023

YEAR TO DATE AS OF JULY 2023

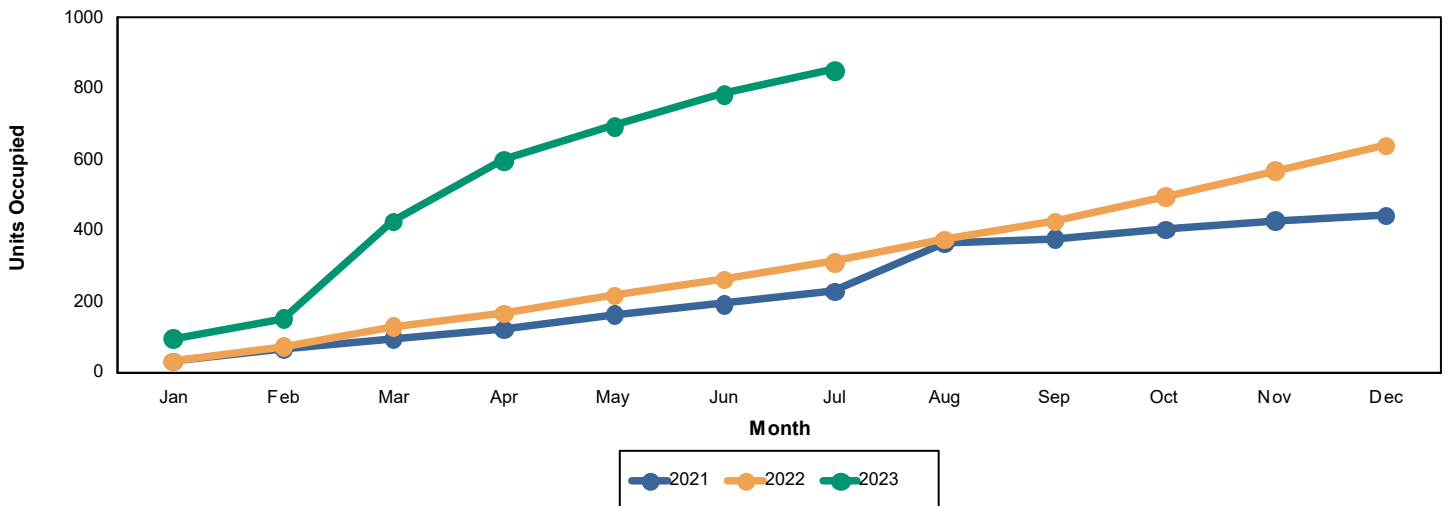


MONTHLY BUILDING REPORT JULY 2023

Number of Dwelling Units Started



Number of Dwelling Unit Occupancies



Disclaimer: The City of Barrie endeavours to ensure information is accurate and updated but will not be held liable for inaccuracies in the information presented. All information is provided 'as is' with no guarantee of completeness, timeliness, or of the results obtained from the use of this information.