

MONTHLY BUILDING REPORT JUNE 2023
Permits Issued: 243
Construction Starts: 124
***Occupancies Issued: 89**
PERMITS APPLIED FOR
All Permits

| Type | # of Permits | Construction Value (\$) | Total Area (m2) |
|---------------|--------------|-------------------------|------------------|
| Residential | 181 | 31,441,268.00 | 27,707.01 |
| Institutional | 1 | 800,000.00 | 276.00 |
| Industrial | 3 | 4,838,448.00 | 2,969.50 |
| Commercial | 20 | 4,142,516.50 | 3,348.65 |
| All Other | 6 | 126,700.00 | 76.20 |
| Total | 211 | 41,348,932.50 | 34,377.36 |

New Buildings

| Type | # of Permits | Construction Value (\$) | Total Area (m2) |
|---------------|--------------|-------------------------|------------------|
| Residential | 125 | 28,494,922.00 | 14,855.06 |
| Institutional | 0 | 0.00 | 0.00 |
| Industrial | 1 | 2,818,448.00 | 2,095.50 |
| Commercial | 4 | 2,123,535.50 | 1,536.06 |
| All Other | 5 | 121,800.00 | 73.50 |
| Total | 135 | 33,558,705.50 | 18,560.12 |

Additions / Alterations

| Type | # of Permits | Construction Value (\$) | Total Area (m2) |
|---------------|--------------|-------------------------|------------------|
| Residential | 54 | 2,831,346.00 | 12,437.35 |
| Institutional | 1 | 800,000.00 | 276.00 |
| Industrial | 2 | 2,020,000.00 | 874.00 |
| Commercial | 15 | 1,992,631.00 | 1,658.59 |
| All Other | 1 | 4,900.00 | 2.70 |
| Total | 73 | 7,648,877.00 | 15,248.64 |

* Includes Residential and Non-Residential Occupancies

MONTHLY BUILDING REPORT JUNE 2023**PERMITS ISSUED****All Permits**

| Type | # of Permits | Construction Value (\$) | Total Area (m2) |
|---------------|--------------|-------------------------|------------------|
| Residential | 212 | 127,468,405.00 | 57,442.59 |
| Institutional | 4 | 150,000.00 | 402.00 |
| Industrial | 2 | 281,183.70 | 401.94 |
| Commercial | 12 | 2,258,917.00 | 3,046.98 |
| All Other | 13 | 435,200.00 | 138.53 |
| Total | 243 | 130,593,705.70 | 61,432.04 |

New Buildings

| Type | # of Permits | Construction Value (\$) | Total Area (m2) |
|---------------|--------------|-------------------------|------------------|
| Residential | 172 | 125,496,185.91 | 54,603.01 |
| Institutional | 3 | 50,000.00 | 216.00 |
| Industrial | 0 | 0.00 | 0.00 |
| Commercial | 1 | 5,000.00 | 223.00 |
| All Other | 7 | 362,000.00 | 62.90 |
| Total | 183 | 125,913,185.91 | 55,104.91 |

Additions / Alterations

| Type | # of Permits | Construction Value (\$) | Total Area (m2) |
|---------------|--------------|-------------------------|-----------------|
| Residential | 34 | 1,524,829.09 | 2,141.08 |
| Institutional | 1 | 100,000.00 | 186.00 |
| Industrial | 1 | 266,183.70 | 363.34 |
| Commercial | 11 | 2,253,917.00 | 2,823.98 |
| All Other | 6 | 73,200.00 | 75.63 |
| Total | 53 | 4,218,129.79 | 5,590.03 |

MONTHLY BUILDING REPORT JUNE 2023

RESIDENTIAL PERMIT SUMMARY FOR JUNE

Permits Applied For

| Type | # of Permits | Construction Value (\$) | Total Area (m2) | # of Units |
|----------------|--------------|-------------------------|------------------|------------|
| Second Suites | 19 | 1,274,048.00 | 1,421.85 | 17 |
| Ground-Related | 115 | 27,570,046.00 | 12,958.06 | 78 |
| Mid-Rise | 0 | 0.00 | 0.00 | 0 |
| High-Rise | 1 | 70,000.00 | 10,000.00 | 0 |
| Other | 46 | 2,527,174.00 | 3,327.10 | 0 |
| Total | 181 | 31,441,268.00 | 27,707.01 | 95 |

Permits Issued

| Type | # of Permits | Construction Value (\$) | Total Area (m2) | # of Units |
|----------------|--------------|-------------------------|------------------|------------|
| Second Suites | 7 | 658,710.16 | 680.38 | 7 |
| Ground-Related | 182 | 60,989,521.93 | 29,334.32 | 156 |
| Mid-Rise | 1 | 64,999,952.00 | 26,252.00 | 38 |
| High-Rise | 1 | 143,100.00 | 445.00 | 0 |
| Other | 21 | 677,120.91 | 730.89 | 0 |
| Total | 212 | 127,468,405.00 | 57,442.59 | 201 |

Number of Dwelling Unit Occupancies

| Type | # of Permits | Occupancies Granted |
|----------------|--------------|---------------------|
| Second Suites | 8 | 8 |
| Ground-Related | 78 | 81 |
| Mid-Rise | 0 | 0 |
| High-Rise | 0 | 0 |
| Other | 1 | 0 |
| Total | 87 | 89 |

Definitions:

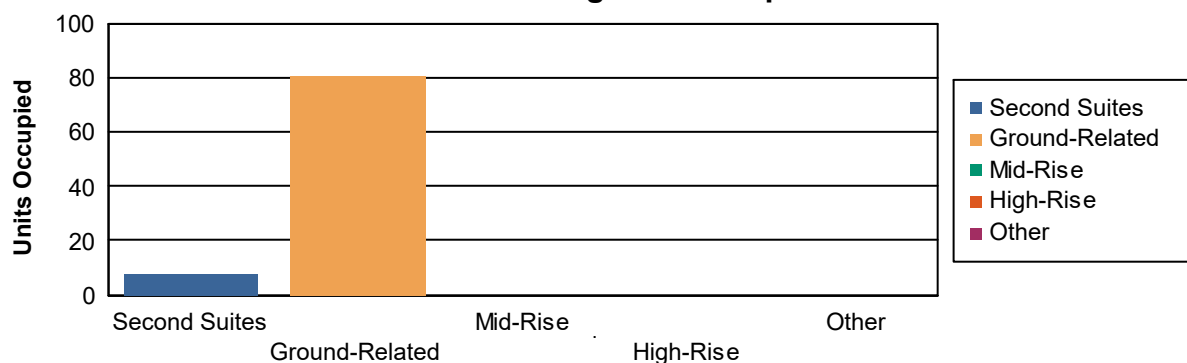
Ground-Related: 1-4 storeys

Mid-Rise: 5-8 storeys

High-Rise: 9 storeys or greater

Note: Second Suites includes second suites within existing dwellings and standalone secondary dwelling suites

Number of Dwelling Unit Occupancies



MONTHLY BUILDING REPORT JUNE 2023
MAJOR PROJECT* PERMITS ISSUED FOR JUNE 2023

| Address | Work Type | Area (m.sq) | Construction |
|-----------------------------|---|-------------|-----------------|
| 1 RAINWATER LANE, BARRIE, O | New Residential Low Rise Residential (New Construction) | 26252.00 | \$64,999,952.00 |

*Major Projects are defined as:

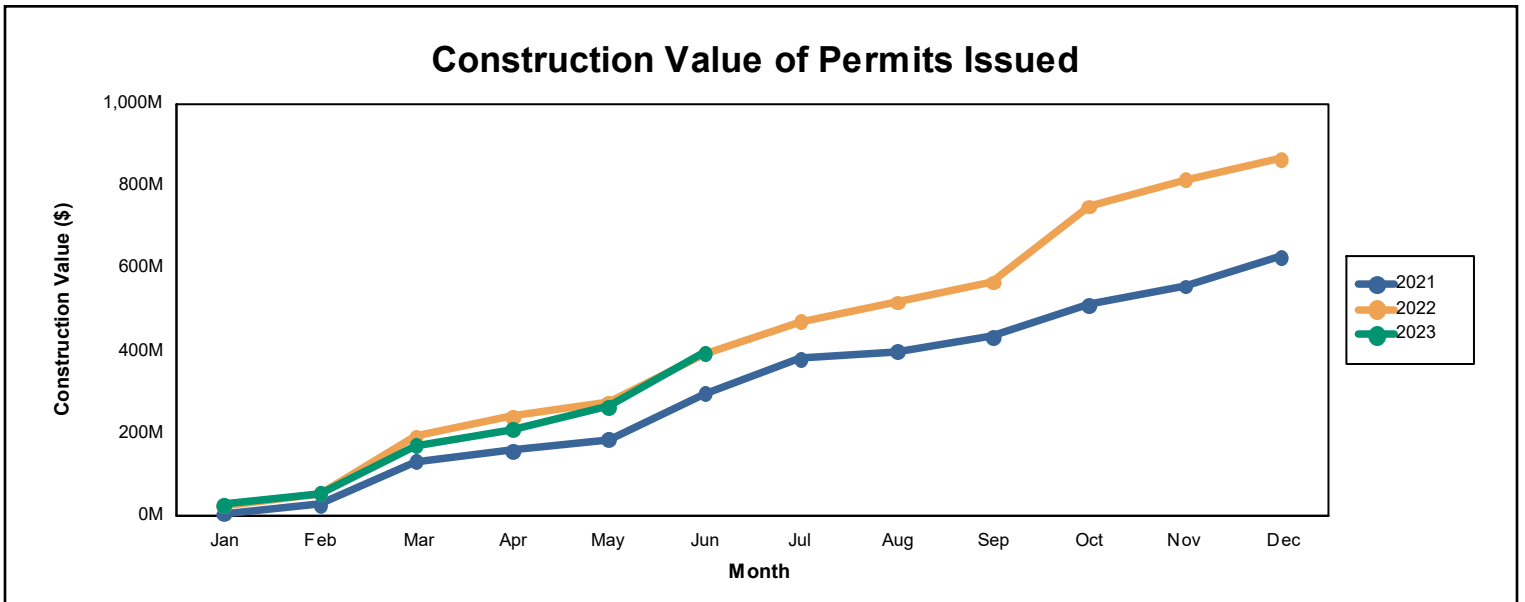
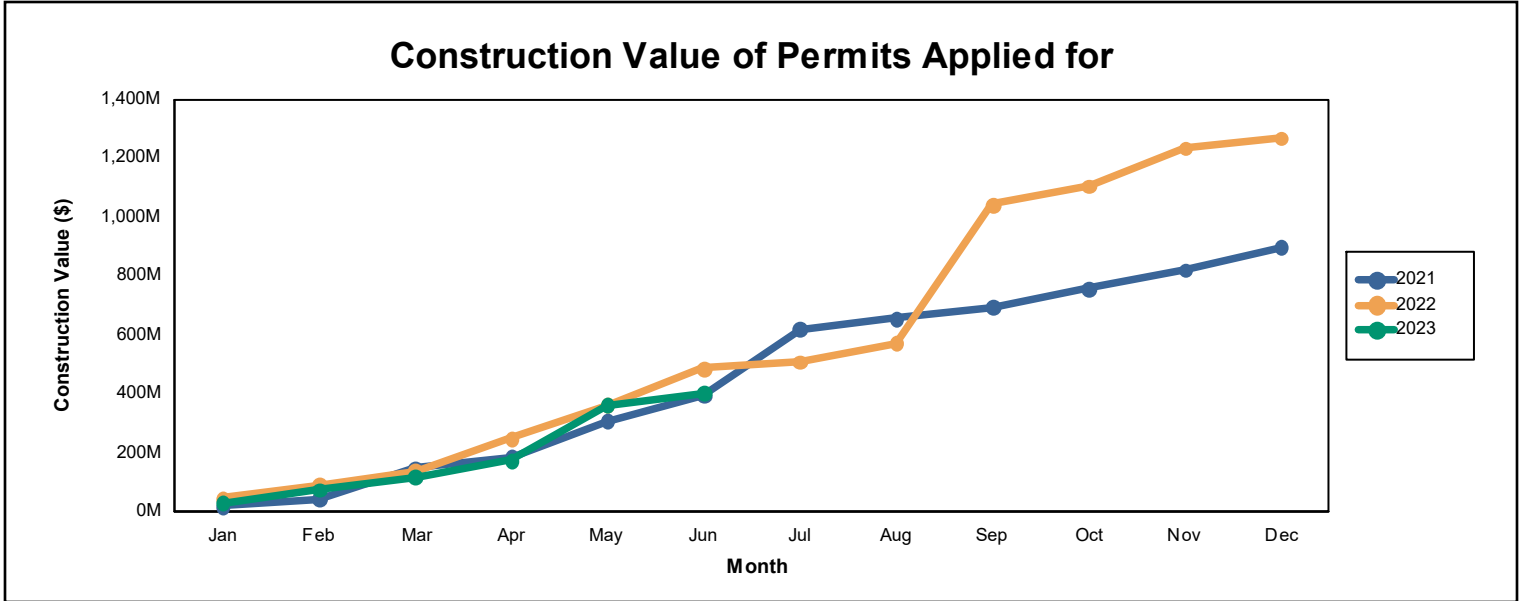
Major New ICI > 1,858 m2 (20,000 ft 2)

Major New Tenant > 929 m2 (10,000 ft 2)

Major New Residential > 20 units

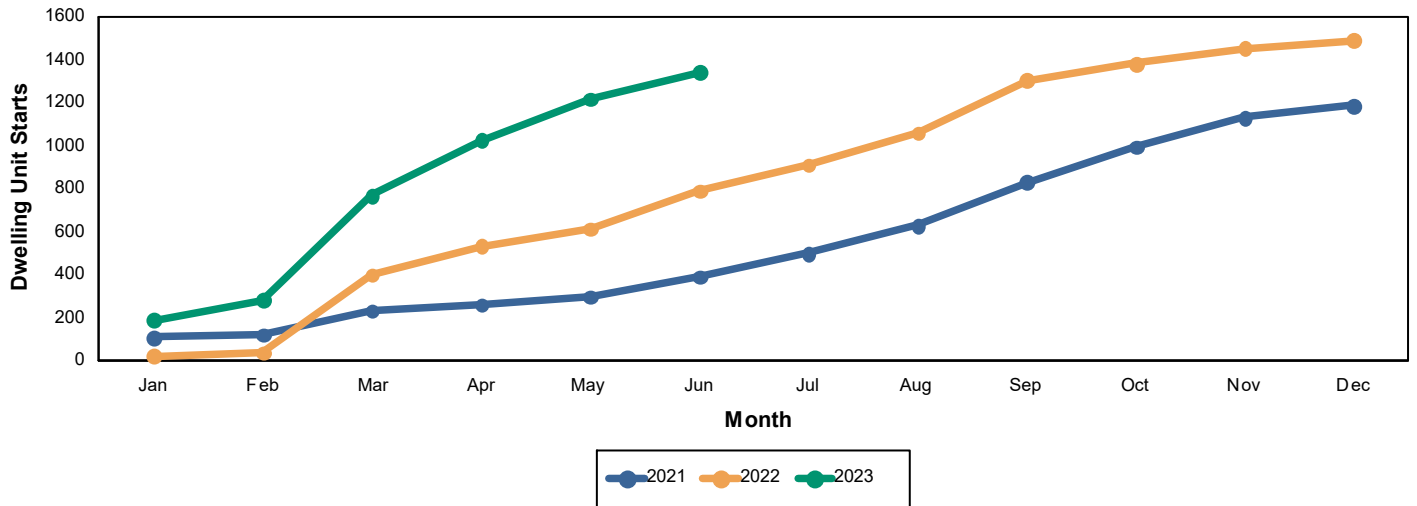
MONTHLY BUILDING REPORT JUNE 2023

YEAR TO DATE AS OF JUNE 2023

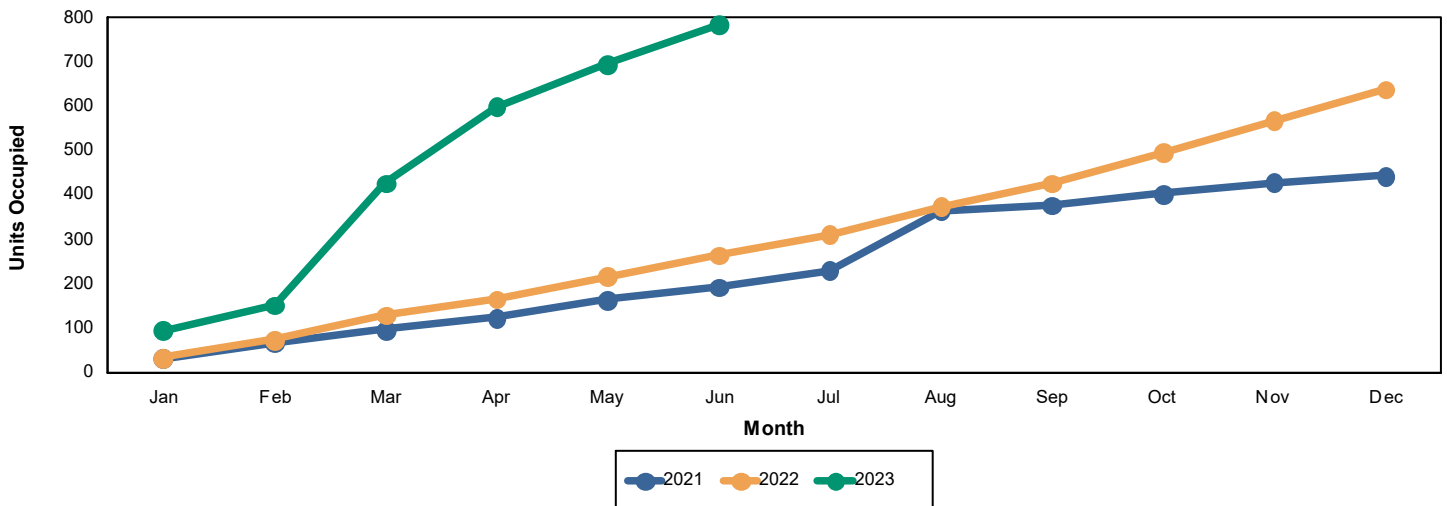


MONTHLY BUILDING REPORT JUNE 2023

Number of Dwelling Units Started



Number of Dwelling Unit Occupancies



Disclaimer: The City of Barrie endeavours to ensure information is accurate and updated but will not be held liable for inaccuracies in the information presented. All information is provided 'as is' with no guarantee of completeness, timeliness, or of the results obtained from the use of this information.