

MONTHLY BUILDING REPORT JUNE 2025**Permits Issued: 106****Construction Starts: 303*****Occupancies Issued: 33****PERMITS APPLIED FOR****All Permits**

<u>Type</u>	<u># of Permits</u>	<u>Construction Value (\$)</u>	<u>Total Area (m2)</u>
Residential	131	21,420,952.83	11,925.54
Institutional	5	4,746,100.00	5,711.00
Industrial	3	6,109,482.00	2,366.00
Commercial	21	3,936,542.05	3,425.00
All Other	7	246,817.76	195.10
<u>Total</u>	<u>167</u>	<u>36,459,894.64</u>	<u>23,622.64</u>

New Buildings

<u>Type</u>	<u># of Permits</u>	<u>Construction Value (\$)</u>	<u>Total Area (m2)</u>
Residential	57	17,435,151.53	7,363.85
Institutional	0	0.00	0.00
Industrial	1	3,647,755.00	1,184.00
Commercial	0	0.00	0.00
All Other	1	8,000.00	4.90
<u>Total</u>	<u>59</u>	<u>21,090,906.53</u>	<u>8,552.75</u>

Additions / Alterations

<u>Type</u>	<u># of Permits</u>	<u>Construction Value (\$)</u>	<u>Total Area (m2)</u>
Residential	64	3,820,377.30	3,369.69
Institutional	5	4,746,100.00	5,711.00
Industrial	2	2,461,727.00	1,182.00
Commercial	21	3,936,542.05	3,425.00
All Other	6	238,817.76	190.20
<u>Total</u>	<u>98</u>	<u>15,203,564.11</u>	<u>13,877.89</u>

* Includes Residential and Non-Residential Occupancies

MONTHLY BUILDING REPORT JUNE 2025**PERMITS ISSUED****All Permits**

<u>Type</u>	<u># of Permits</u>	<u>Construction Value (\$)</u>	<u>Total Area (m2)</u>
Residential	69	2,932,982.45	3,111.14
Institutional	9	5,610,973.39	5,448.04
Industrial	1	45,001,283.25	32,167.00
Commercial	10	1,551,191.78	1,694.16
All Other	17	608,121.50	876.71
<u>Total</u>	<u>106</u>	<u>55,704,552.37</u>	<u>43,297.05</u>

New Buildings

<u>Type</u>	<u># of Permits</u>	<u>Construction Value (\$)</u>	<u>Total Area (m2)</u>
Residential	20	568,656.20	983.04
Institutional	2	2,990,487.39	1,182.33
Industrial	1	45,001,283.25	32,167.00
Commercial	1	9,000.00	178.43
All Other	11	530,758.00	784.10
<u>Total</u>	<u>35</u>	<u>49,100,184.84</u>	<u>35,294.90</u>

Additions / Alterations

<u>Type</u>	<u># of Permits</u>	<u>Construction Value (\$)</u>	<u>Total Area (m2)</u>
Residential	47	2,349,326.25	2,108.50
Institutional	7	2,620,486.00	4,265.71
Industrial	0	0.00	0.00
Commercial	9	1,542,191.78	1,515.73
All Other	6	77,363.50	92.61
<u>Total</u>	<u>69</u>	<u>6,589,367.53</u>	<u>7,982.55</u>

MONTHLY BUILDING REPORT JUNE 2025

RESIDENTIAL PERMIT SUMMARY FOR JUNE

Permits Applied For

Type	# of Permits	Construction Value (\$)	Total Area (m2)	# of Units
Second Suites	21	1,390,317.05	1,421.00	19
Ground-Related	75	18,999,504.84	9,311.65	25
Mid-Rise	0	0.00	0.00	0
High-Rise	2	360,000.00	375.00	0
Other	33	671,130.94	817.89	0
Total	131	21,420,952.83	11,925.54	44

Permits Issued

Type	# of Permits	Construction Value (\$)	Total Area (m2)	# of Units
Second Suites	16	1,038,066.25	1,345.45	16
Ground-Related	32	1,316,260.00	764.05	0
Mid-Rise	0	0.00	0.00	0
High-Rise	0	0.00	0.00	0
Other	21	578,656.20	1,001.64	0
Total	69	2,932,982.45	3,111.14	16

Number of Dwelling Unit Occupancies

Type	# of Permits	Occupancies Granted
Second Suites	10	10
Ground-Related	20	23
Mid-Rise	0	0
High-Rise	0	0
Other	0	0
Total	30	33

Definitions:

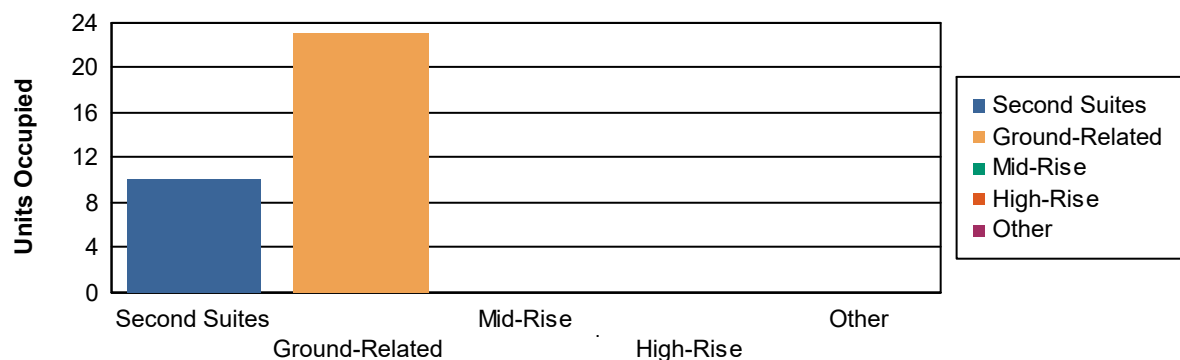
Ground-Related: 1-4 storeys

Mid-Rise: 5-8 storeys

High-Rise: 9 storeys or greater

Note: Second Suites includes second suites within existing dwellings and standalone secondary dwelling suites

Number of Dwelling Unit Occupancies



MONTHLY BUILDING REPORT JUNE 2025**MAJOR PROJECT* PERMITS ISSUED FOR JUNE 2025**

Address	Work Type	Area (m.sq)	Construction
545 W DUNLOP ST, BARRIE, ON	New Industrial Shell Only (New Construction)	32167.00	\$45,001,283.25
95 LITTLE AVE, BARRIE, ON	Alteration/Repair Institutional General (Alterations and improvements)	1455.00	\$1,800,000.00
20 ROSE ST, BARRIE, ON	Alteration/Repair Institutional General (Alterations and improvements)	2350.00	\$584,350.00

*Major Projects are defined as:

Major New ICI > 1,858 m2 (20,000 ft 2)

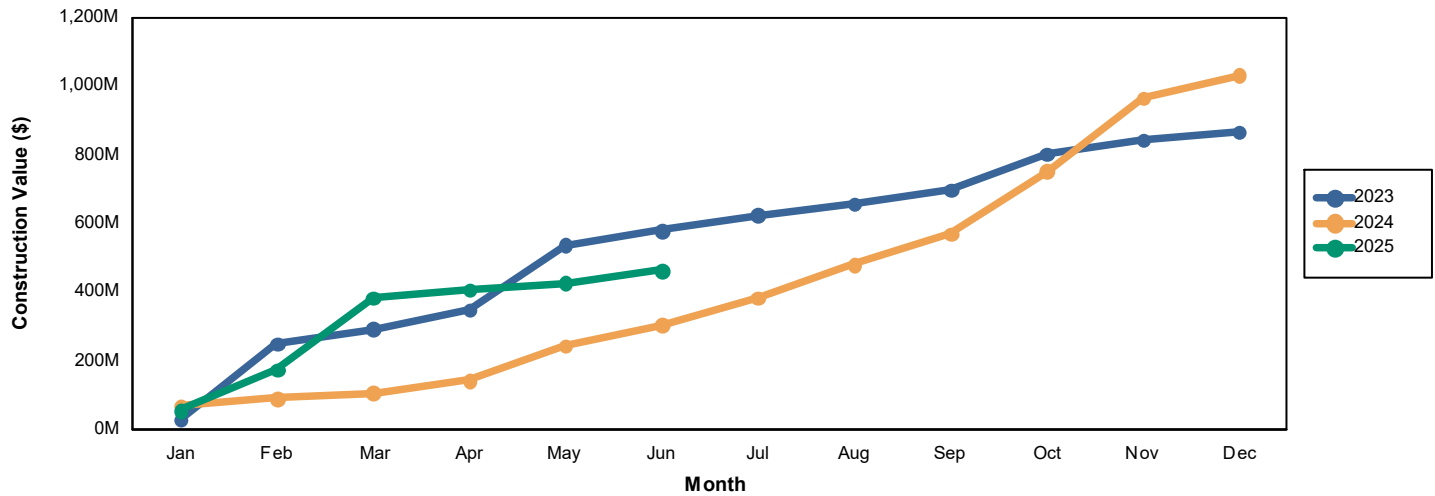
Major Tenant > 929 m2 (10,000 ft 2)

Major New Residential > 20 units

MONTHLY BUILDING REPORT JUNE 2025

YEAR TO DATE AS OF JUNE 2025

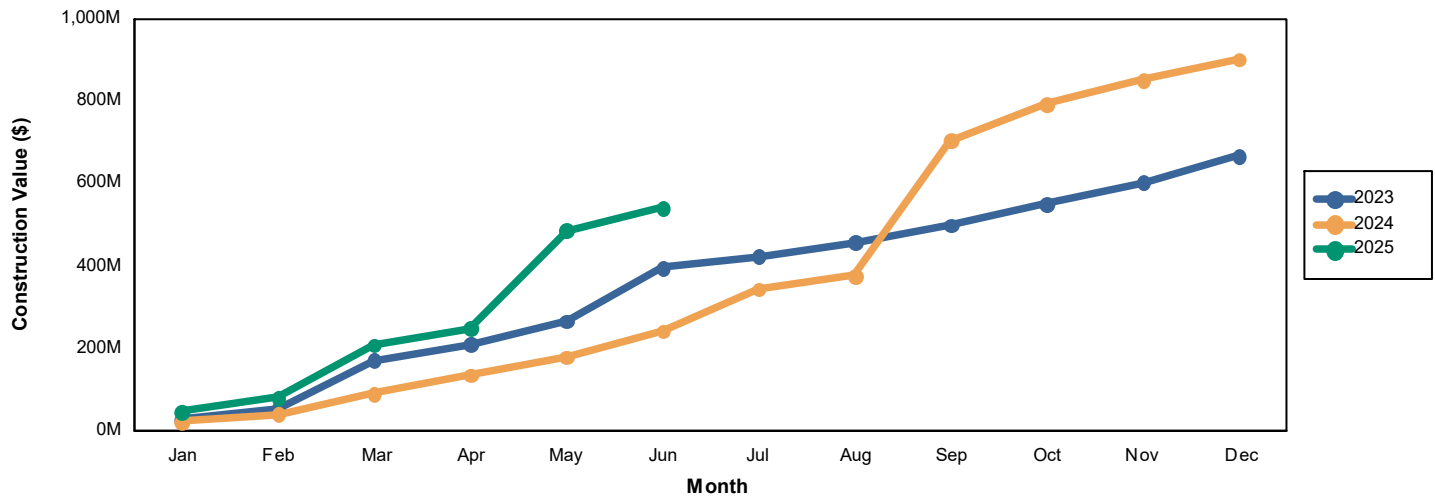
Construction Value of Permits Applied for



	2023	2024	2025
Jan	\$27,491,518.47	\$67,258,884.70	\$53,523,077.23
Feb	\$220,279,679.00	\$21,561,522.00	\$118,640,998.17
Mar	\$43,948,656.64	\$16,581,753.00	\$208,768,430.33
Apr	\$56,417,164.00	\$36,318,166.22	\$23,816,817.54
May	\$187,516,236.47	\$99,511,877.18	\$20,770,323.30
Jun	\$42,044,007.90	\$61,270,016.51	\$36,459,894.64
Jul	\$45,189,537.00	\$80,598,332.54	\$0.00
Aug	\$31,860,676.27	\$96,605,990.64	\$0.00
Sep	\$41,081,119.00	\$89,042,072.07	\$0.00
Oct	\$105,436,020.25	\$182,228,663.16	\$0.00
Nov	\$40,632,852.00	\$214,345,541.71	\$0.00
Dec	\$24,218,497.97	\$64,401,065.34	\$0.00
YTD	\$866,115,964.97	\$1,029,723,885.07	\$461,979,541.21

MONTHLY BUILDING REPORT JUNE 2025

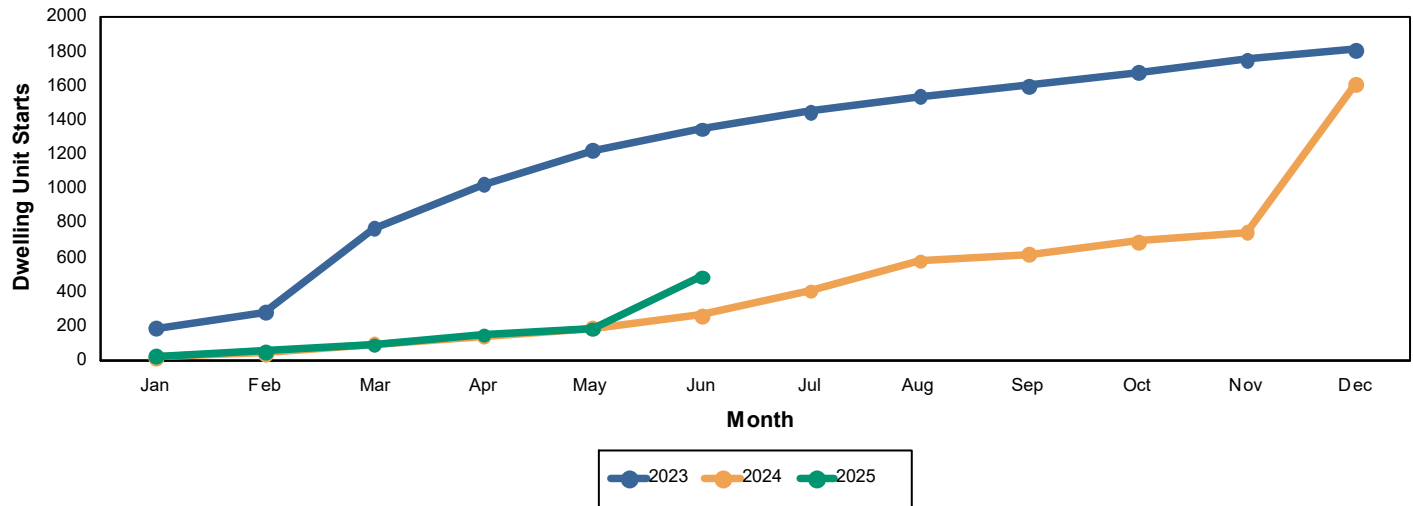
Construction Value of Permits Issued



	2023	2024	2025
Jan	\$26,298,527.16	\$21,623,037.97	\$45,121,946.18
Feb	\$27,033,061.54	\$16,855,284.90	\$34,588,296.92
Mar	\$116,042,891.25	\$50,352,010.94	\$128,199,426.50
Apr	\$39,463,543.66	\$46,057,848.01	\$39,747,406.85
May	\$55,501,227.72	\$42,639,523.20	\$237,238,026.98
Jun	\$130,593,705.70	\$62,912,637.18	\$55,704,552.37
Jul	\$27,719,512.50	\$103,042,837.04	\$0.00
Aug	\$34,096,342.94	\$31,160,048.04	\$0.00
Sep	\$40,851,886.00	\$328,689,956.14	\$0.00
Oct	\$52,292,179.00	\$89,464,632.80	\$0.00
Nov	\$51,723,444.25	\$58,054,606.80	\$0.00
Dec	\$65,311,015.53	\$49,184,590.88	\$0.00
YTD	\$666,927,337.25	\$900,037,013.90	\$540,599,655.80

MONTHLY BUILDING REPORT JUNE 2025

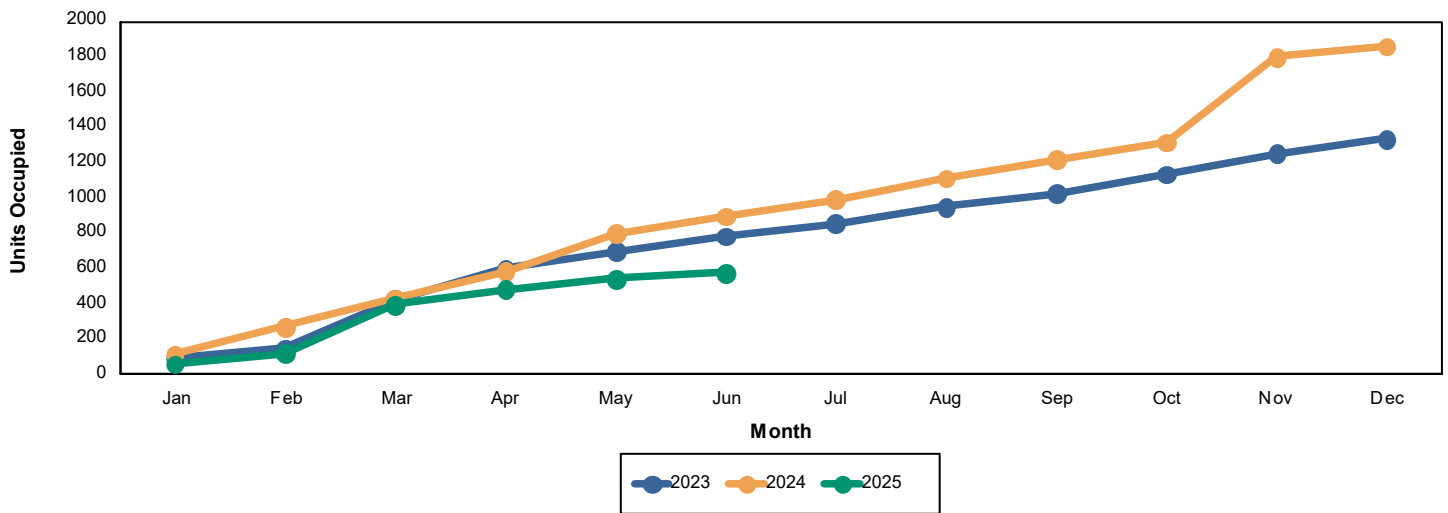
Number of Dwelling Units Started



	2023	2024	2025
Jan	188	14	23
Feb	92	24	29
Mar	488	57	38
Apr	259	41	60
May	196	51	31
Jun	124	73	303
Jul	103	145	0
Aug	88	176	0
Sep	64	36	0
Oct	77	74	0
Nov	72	56	0
Dec	59	866	0
YTD	1,810	1,613	484

MONTHLY BUILDING REPORT JUNE 2025

Number of Dwelling Unit Occupancies



	2023	2024	2025
Jan	95	119	63
Feb	57	153	59
Mar	275	164	274
Apr	173	150	88
May	98	215	60
Jun	89	96	33
Jul	69	96	0
Aug	94	118	0
Sep	76	109	0
Oct	109	96	0
Nov	119	483	0
Dec	80	62	0
YTD	1,334	1,861	577

Disclaimer: The City of Barrie endeavours to ensure information is accurate and updated but will not be held liable for inaccuracies in the information presented. All information is provided 'as is' with no guarantee of completeness, timeliness, or of the results obtained from the use of this information.