

MONTHLY BUILDING REPORT MAY 2023
Permits Issued: 174
Construction Starts: 192
***Occupancies Issued: 96**
PERMITS APPLIED FOR
All Permits

Type	# of Permits	Construction Value (\$)	Total Area (m2)
Residential	149	154,996,265.47	54,826.88
Institutional	7	220,000.00	4,213.45
Industrial	4	26,329,113.00	23,683.53
Commercial	18	4,282,044.00	7,350.00
All Other	8	171,400.00	377.68
Total	186	185,998,822.47	90,451.54

New Buildings

Type	# of Permits	Construction Value (\$)	Total Area (m2)
Residential	78	151,520,208.00	50,785.53
Institutional	4	60,000.00	288.00
Industrial	2	25,725,978.00	22,896.28
Commercial	3	1,339,967.00	4,324.27
All Other	6	54,400.00	307.16
Total	93	178,700,553.00	78,601.24

Additions / Alterations

Type	# of Permits	Construction Value (\$)	Total Area (m2)
Residential	62	2,821,497.47	3,373.07
Institutional	3	160,000.00	3,925.45
Industrial	2	603,135.00	787.25
Commercial	15	2,942,077.00	3,025.73
All Other	2	117,000.00	70.52
Total	84	6,643,709.47	11,182.02

* Includes Residential and Non-Residential Occupancies

MONTHLY BUILDING REPORT MAY 2023
PERMITS ISSUED
All Permits

Type	# of Permits	Construction Value (\$)	Total Area (m2)
Residential	136	29,343,534.72	15,437.64
Institutional	9	6,708,920.00	6,094.93
Industrial	7	14,701,610.00	8,169.60
Commercial	19	4,414,813.00	17,383.66
All Other	3	124,233.00	60.03
Total	174	55,293,110.72	47,145.86

New Buildings

Type	# of Permits	Construction Value (\$)	Total Area (m2)
Residential	76	26,578,804.00	12,309.26
Institutional	5	70,000.00	360.00
Industrial	0	0.00	0.00
Commercial	4	1,008,472.00	3,422.59
All Other	2	121,233.00	33.83
Total	87	27,778,509.00	16,125.68

Additions / Alterations

Type	# of Permits	Construction Value (\$)	Total Area (m2)
Residential	54	2,487,560.72	2,721.60
Institutional	4	6,638,920.00	5,734.93
Industrial	7	14,701,610.00	8,169.60
Commercial	15	3,406,341.00	13,961.07
All Other	1	3,000.00	26.20
Total	81	27,237,431.72	30,613.40

MONTHLY BUILDING REPORT MAY 2023

RESIDENTIAL PERMIT SUMMARY FOR MAY

Permits Applied For

Type	# of Permits	Construction Value (\$)	Total Area (m2)	# of Units
Second Suites	19	1,483,711.54	1,471.20	16
Ground-Related	100	24,174,379.93	12,782.70	63
Mid-Rise	0	0.00	0.00	0
High-Rise	2	125,610,100.00	37,913.80	298
Other	28	3,728,074.00	2,659.18	0
Total	149	154,996,265.47	54,826.88	377

Permits Issued

Type	# of Permits	Construction Value (\$)	Total Area (m2)	# of Units
Second Suites	15	834,358.72	1,251.40	15
Ground-Related	96	27,184,807.00	13,201.49	61
Mid-Rise	0	0.00	0.00	0
High-Rise	1	140,000.00	50.00	0
Other	24	1,184,369.00	934.75	1
Total	136	29,343,534.72	15,437.64	77

Number of Dwelling Unit Occupancies

Type	# of Permits	Occupancies Granted
Second Suites	13	13
Ground-Related	78	82
Mid-Rise	0	0
High-Rise	0	0
Other	1	1
Total	92	96

Definitions:

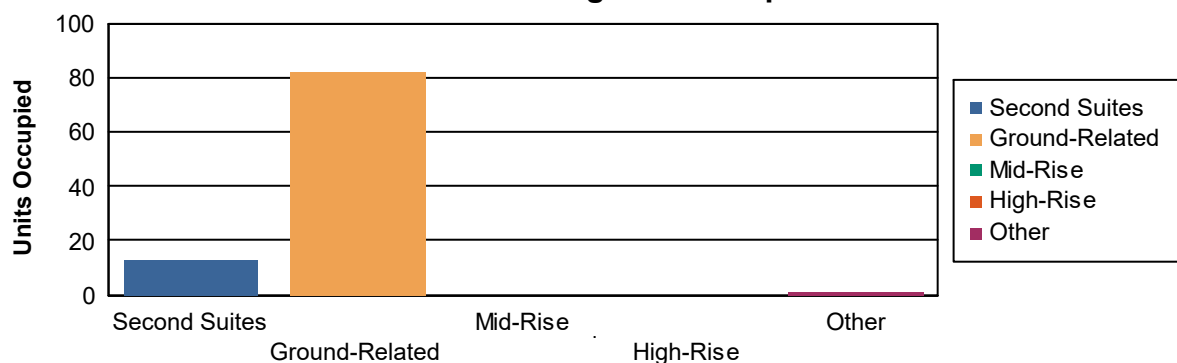
Ground-Related: 1-4 storeys

Mid-Rise: 5-8 storeys

High-Rise: 9 storeys or greater

Note: Second Suites includes second suites within existing dwellings and standalone secondary dwelling suites

Number of Dwelling Unit Occupancies



MONTHLY BUILDING REPORT MAY 2023
MAJOR PROJECT* PERMITS ISSUED FOR MAY 2023

Address	Work Type	Area (m.sq)	Construction
500 VETERAN'S DR, BARRIE, ON	Addition Industrial General (Addition to existing building (structural extension) for non-residential only)	6977.10	\$9,384,200.00
421 E GROVE ST, BARRIE, ON	Alteration/Repair Institutional General (Alterations and improvements)	1977.48	\$5,851,920.00
31 COLLIER ST, BARRIE, ON	Alteration/Repair Commercial General (Alterations and improvements)	10710.00	\$537,000.00
285 YONGE ST, BARRIE, ON	New Commercial Site Servicing (New Construction)	3000.00	\$250,000.00
37 W MAPLEVIEW DR, B4, ON	Alteration/Repair Commercial General (Alterations and improvements)	1170.80	\$200,000.00
1 GEORGIAN DR, BARRIE, ON	Addition Institutional Temporary Structure (Alterations and improvements)	3511.45	\$50,000.00

*Major Projects are defined as:

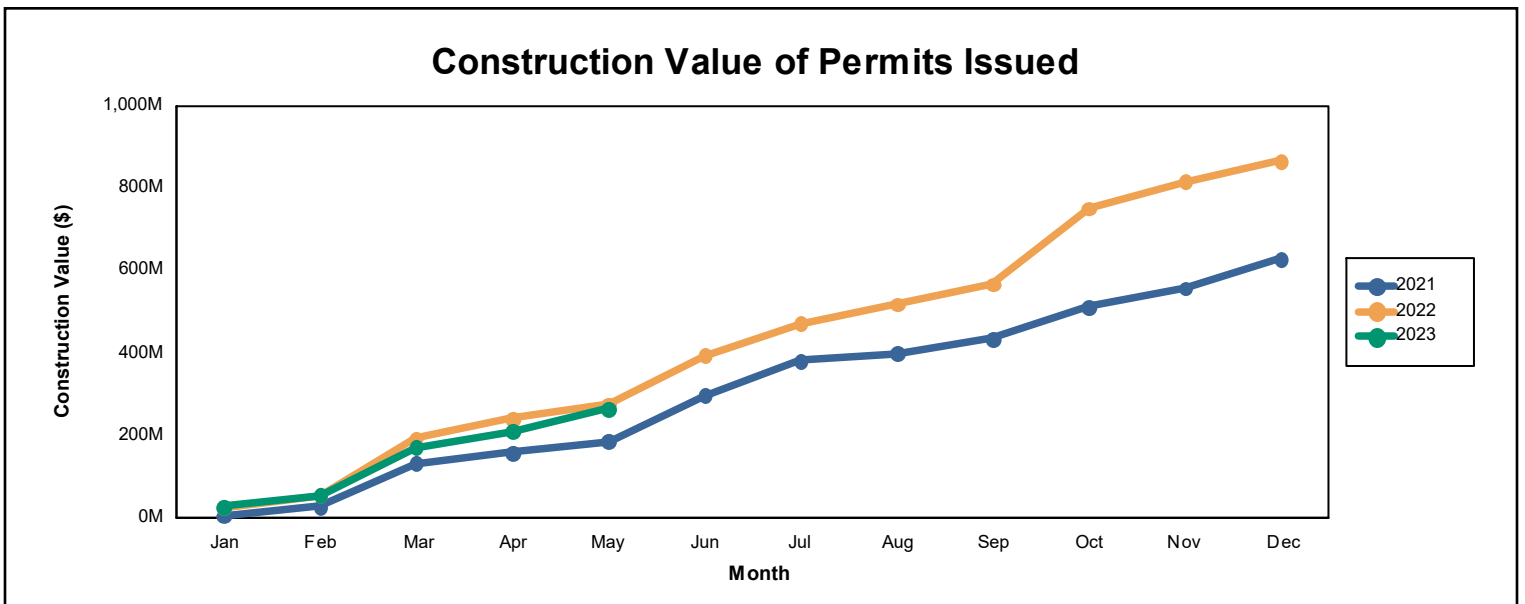
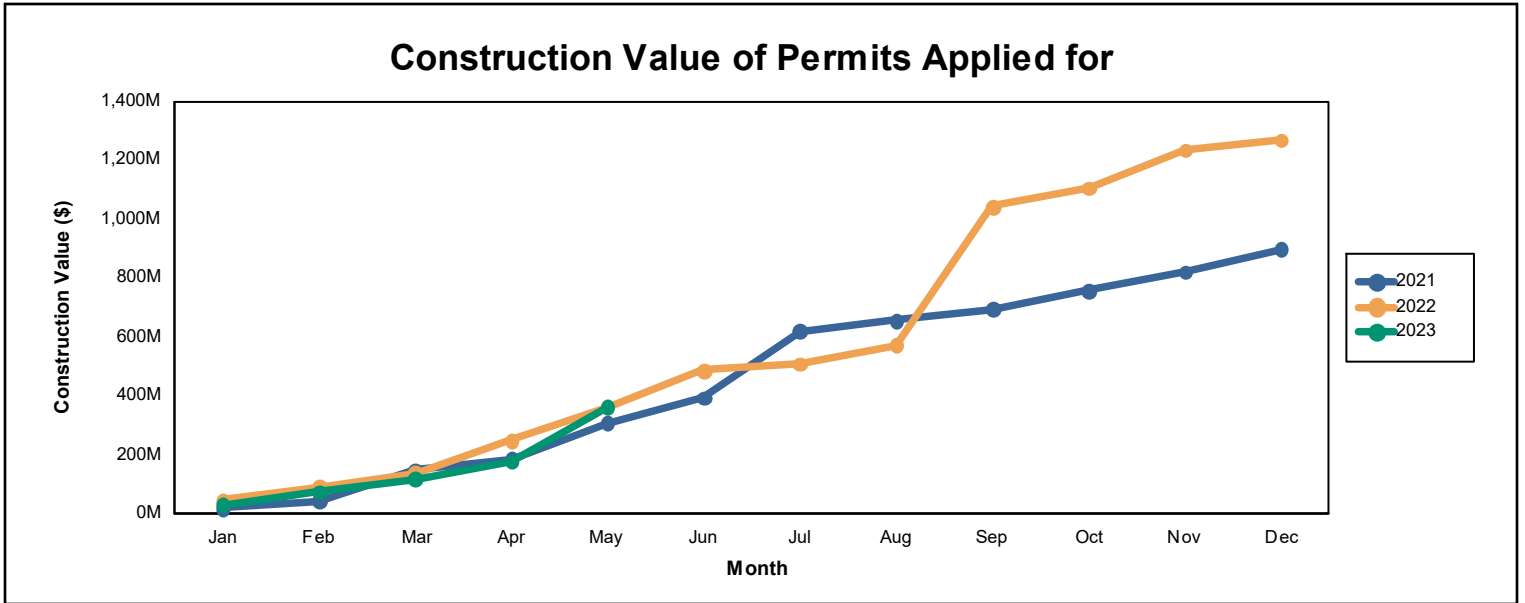
Major New ICI > 1,858 m2 (20,000 ft 2)

Major New Tenant > 929 m2 (10,000 ft 2)

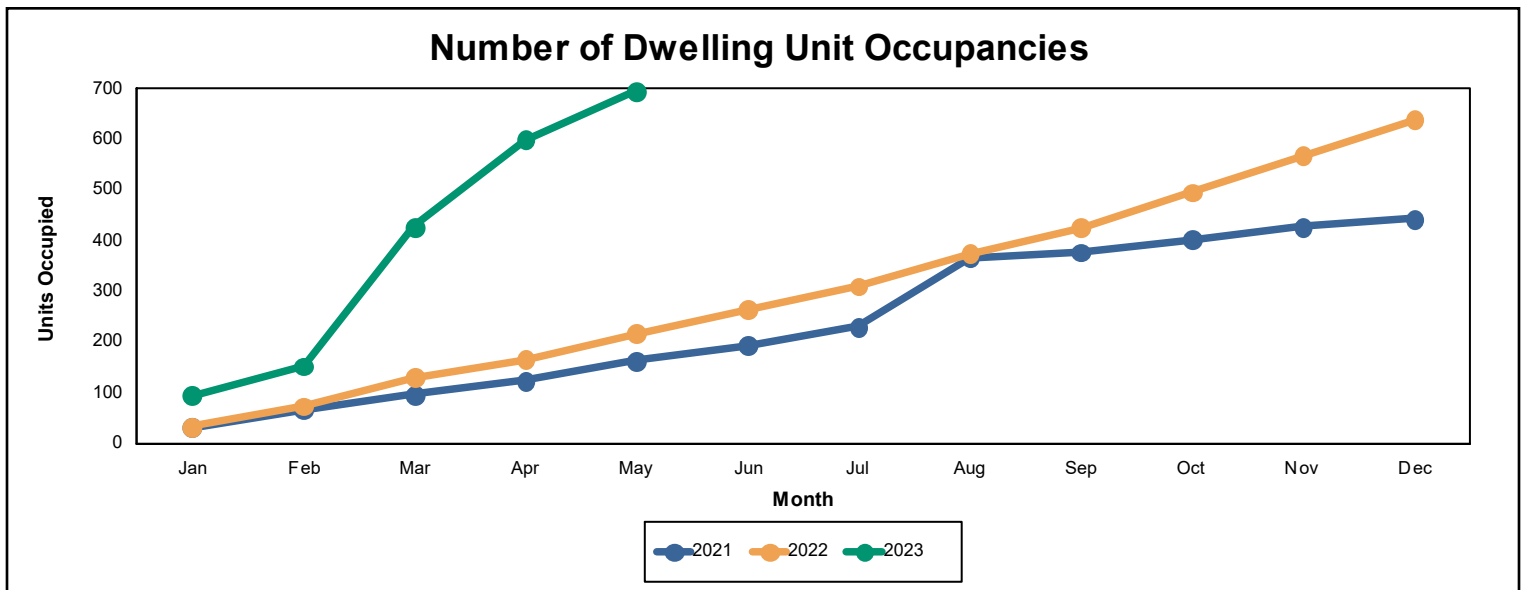
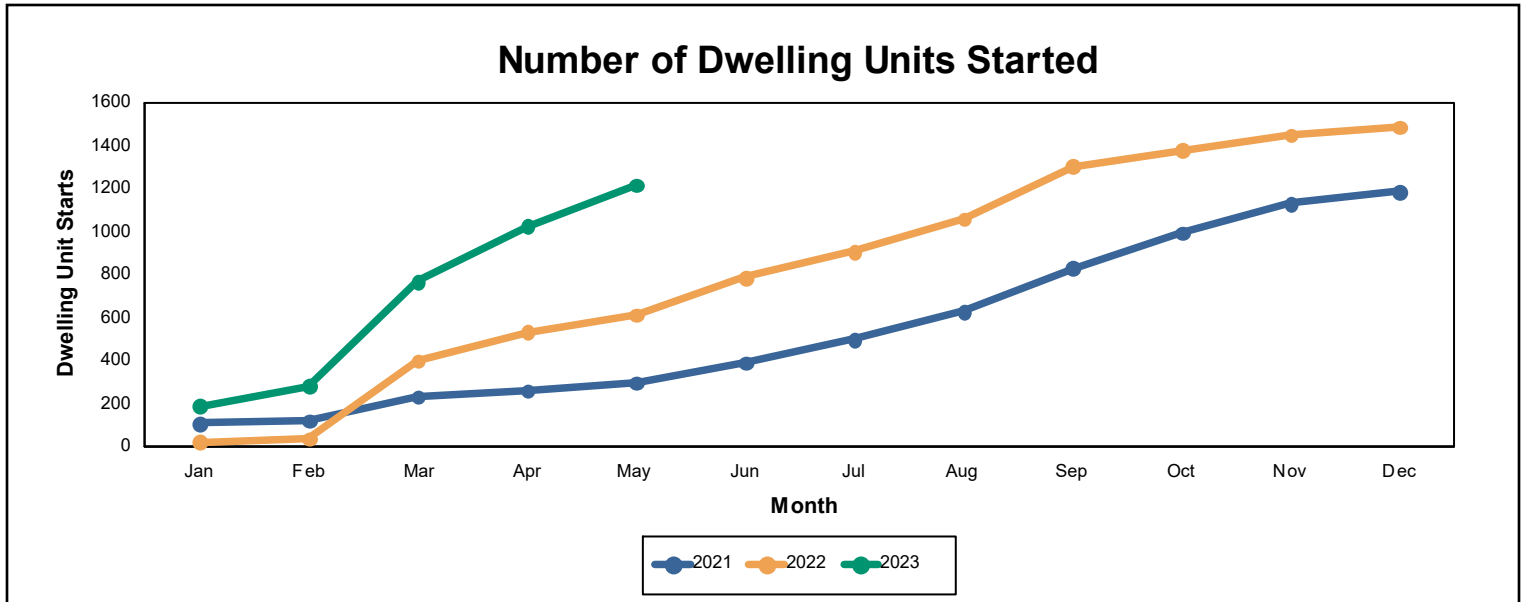
Major New Residential > 20 units

MONTHLY BUILDING REPORT MAY 2023

YEAR TO DATE AS OF MAY 2023



MONTHLY BUILDING REPORT MAY 2023



Disclaimer: The City of Barrie endeavours to ensure information is accurate and updated but will not be held liable for inaccuracies in the information presented. All information is provided 'as is' with no guarantee of completeness, timeliness, or of the results obtained from the use of this information.