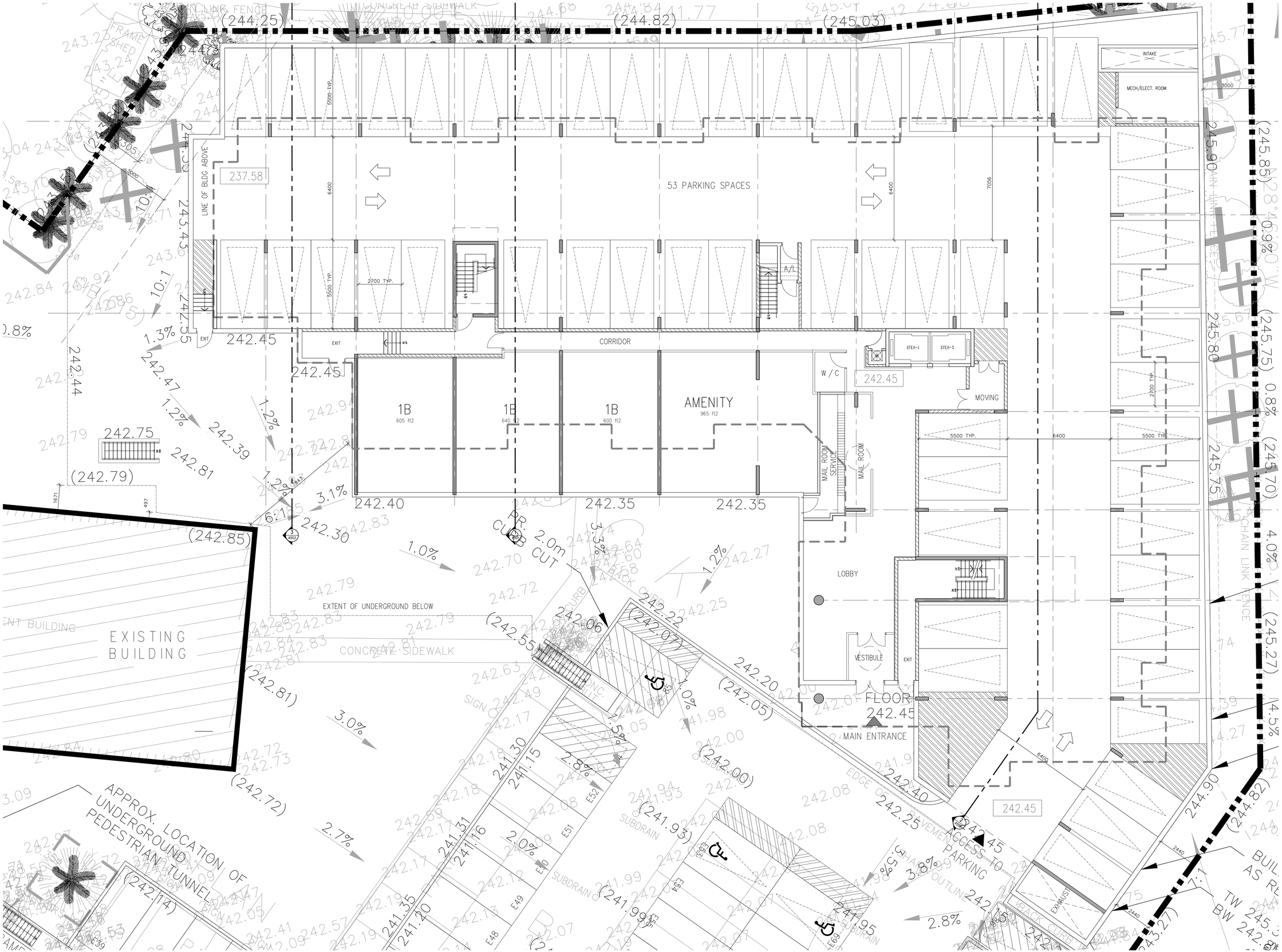

Copyright of this drawing and design is reserved by the Designer. The drawing and all associated documents are an instrument of service by the Designer. The drawing and the information contained therein may not be reproduced in whole or in part without prior written permission of the designer.

These Contract Documents are the property of the architect. The architect bears no responsibility for the interpretation of these documents by the Contractor. Upon written application the architect will provide written/graphic clarification or supplementary information regarding the intent of the Contract Documents. The architect will review Shop Drawings submitted by the Contractor for design conformance only.

Drawings are not to be scaled for construction. Contractor to verify all existing conditions and dimensions required to perform the work and report any discrepancies with the Contract Documents to the architect before commencing work.

Positions of exposed or finished mechanical or electrical devices, fittings, and fixtures are indicated on architectural drawings. The locations shown on the architectural drawings govern over the Mechanical and Electrical drawings. Those items not clearly located will be located as directed by the architect.

These drawings are not to be used for construction unless noted below as "Issued for Construction"

All work to be carried out in conformance with the Code and bylaws of the authorities having jurisdiction.

The Designer of these plans and specifications gives no warranty or representation to any party about the constructability of the represented by them. all contractors or subcontractors must satisfy themselves when bidding and at all times that they can properly construct the work represented by these plans.

notes:

revisions:		
5	issued for SPA	02-10-20
4	issued for lpat hearing	10-15-18
3	issued for re-zoning	12-09-16
2	issued to client	05-06-16
1	issued for pre-submission	01-09-15

team

architectural team:
mark zwicker
olena kobets-singkh
artem ponomarenko

planning:
mhbc

structural:

electrical:

mechanical:

landscape:
mhbc

interior:

site services:
wmi & associates ltd.

project:
37 johnson st. (infill)
37 johnson st
barrie, on

client:
starlight investments
1801 - 3300 bloor st w
toronto, on
m8x 2x2

ground floor plan

february 10.2020	date:
1:100	scale:
14-66	project:
mz, ap	drawn by:

drawing number:
A301

architectureunfolded
368 dufferin street, toronto, on. m6k 1z8
tel: (416)601.5616 info@unfolded.ca

Copyright of this drawing and design is reserved by the Designer. The drawing and all associated documents are an instrument of service by the Designer. The drawing and the information contained therein may not be reproduced in whole or in part without prior written permission of the designer.

These Contract Documents are the property of the architect. The architect bears no responsibility for the interpretation of these documents by the Contractor. Upon written application the architect will provide written/graphic clarification or supplementary information regarding the intent of the Contract Documents. The architect will review Shop Drawings submitted by the Contractor for design conformance only.

Drawings are not to be scaled for construction. Contractor to verify all existing conditions and dimensions required to perform the work and report any discrepancies with the Contract Documents to the architect before commencing work.

Positions of exposed or finished mechanical or electrical devices, fittings, and fixtures are indicated on architectural drawings. The locations shown on the architectural drawings govern over the Mechanical and Electrical drawings. Those items not clearly located will be located as directed by the architect.

These drawings are not to be used for construction unless noted below as "Issued for Construction"

All work to be carried out in conformance with the Code and bylaws of the authorities having jurisdiction.

The Designer of these plans and specifications gives no warranty or representation to any party about the constructability of the represented by them, all contractors or subcontractors must satisfy themselves when bidding and at all times that they can properly construct the work represented by these plans.

notes:

architectureunfolded
tel: (416)601.5416 info@unfolded.ca
368 dufferin street, toronto, on. m6k 1z8

5	issued for SPA	02-10-20
4	issued for lpat hearing	10-15-18
3	issued for re-zoning	12-09-16
2	issued to client	05-06-16
1	issued for pre-submission	01-09-15

revisions:

team

architectural team:
mark zwicker
olena kobets-singkh
artem ponomarenko

planning:
mhbc

structural:

electrical:

mechanical:

landscape:
mhbc

interior:

site services:
wmi & associates ltd.

project:
37 johnson st. (infill)
37 johnson st
barrie, on

client:
starlight investments
1801 - 3300 bloor st w
toronto, on
m9b 2k2

2nd floor plan

february 10.2020	date:
1:100	scale:
14-66	project:
mz, ap	drawn by:

drawing number:
A302

Copyright of this drawing and design is reserved by the Designer. The drawing and all associated documents are an instrument of service by the Designer. The drawing and the information contained therein may not be reproduced in whole or in part without prior written permission of the designer.

These Contract Documents are the property of the architect. The architect bears no responsibility for the interpretation of these documents by the Contractor. Upon written application the architect will provide written/graphic clarification or supplementary information regarding the intent of the Contract Documents. The architect will review Shop Drawings submitted by the Contractor for design conformance only.

Drawings are not to be scaled for construction. Contractor to verify all existing conditions and dimensions required to perform the work and report any discrepancies with the Contract Documents to the architect before commencing work.

Positions of exposed or finished mechanical or electrical devices, fittings, and fixtures are indicated on architectural drawings. The locations shown on the architectural drawings govern over the Mechanical and Electrical drawings. Those items not clearly located will be located as directed by the architect.

These drawings are not to be used for construction unless noted below as "Issued for Construction"

All work to be carried out in conformance with the Code and bylaws of the authorities having jurisdiction.

The Designer of these plans and specifications gives no warranty or representation to any party about the constructability of the represented by them, all contractors or subcontractors must satisfy themselves when bidding and at all times that they can properly construct the work represented by these plans.

notes:

architectureunfolded
tel: (416)601.5416 info@unfolded.ca
368 dufferin street, toronto, on. m6k 1z8

5	issued for SPA	02-10-20
4	issued for lpat hearing	10-15-18
3	issued for re-zoning	12-09-16
2	issued to client	05-06-16
1	issued for pre-submission	01-09-15

revisions:

team

architectural team:
mark zwicker
olena kobets-singkh
artem ponomarenko

planning:
mhbc

structural:

electrical:

mechanical:

landscape:
mhbc

interior:

site services:
wmi & associates ltd.

project:
37 johnson st. (infill)
37 johnson st
barrie, on

client:
starlight investments
1801 - 3300 bloor st w
toronto, on
m8x 2x2

3rd-4th floor plan

february 10.2020	date:
1:100	scale:
14-66	project:
mz, ap	drawn by:

drawing number:
A303

Copyright of this drawing and design is reserved by the Designer. The drawing and all associated documents are an instrument of service by the Designer. The drawing and the information contained therein may not be reproduced in whole or in part without prior written permission of the designer.

These Contract Documents are the property of the architect. The architect bears no responsibility for the interpretation of these documents by the Contractor. Upon written application the architect will provide written/graphic clarification or supplementary information regarding the intent of the Contract Documents. The architect will review Shop Drawings submitted by the Contractor for design conformance only.

Drawings are not to be scaled for construction. Contractor to verify all existing conditions and dimensions required to perform the work and report any discrepancies with the Contract Documents to the architect before commencing work.

Positions of exposed or finished mechanical or electrical devices, fittings, and fixtures are indicated on architectural drawings. The locations shown on the architectural drawings govern over the Mechanical and Electrical drawings. Those items not clearly located will be located as directed by the architect.

These drawings are not to be used for construction unless noted below as "Issued for Construction"

All work to be carried out in conformance with the Code and bylaws of the authorities having jurisdiction.

The Designer of these plans and specifications gives no warranty or representation to any party about the constructability of the represented by them, all contractors or subcontractors must satisfy themselves when bidding and at all times that they can properly construct the work represented by these plans.

notes:

issued for pre-submission
revisions:

team

architectural team:
mark zwicker
olena kobets-singkh

planning:
mhbc

structural:

electrical:

mechanical:

landscape:
mhbc

interior:

site services:
wml & associates ltd.

project:
37 johnson st. (infill)
37 johnson st
toronto, on

client:
starlight investments
1801 - 3300 bloor st w
toro

5th - 9th floor plan

february 10.2020	date:
1:100	scale:
14-66	project:
	drawn by:
	drawing number:
	A304

architectureunfolded
tel: (416)601.5416 info@unfolded.ca
368 dufferin street, toronto, on. m6k 1z8

Copyright of this drawing and design is reserved by the Designer. The drawing and all associated documents are an instrument of service by the Designer. The drawing and the information contained therein may not be reproduced in whole or in part without prior written permission of the designer.

These Contract Documents are the property of the architect. The architect bears no responsibility for the interpretation of these documents by the Contractor. Upon written application the architect will provide written/graphic clarification or supplementary information regarding the intent of the Contract Documents. The architect will review Shop Drawings submitted by the Contractor for design conformance only.

Drawings are not to be scaled for construction. Contractor to verify all existing conditions and dimensions required to perform the work and report any discrepancies with the Contract Documents to the architect before commencing work.

Positions of exposed or finished mechanical or electrical devices, fittings, and fixtures are indicated on architectural drawings. The locations shown on the architectural drawings govern over the Mechanical and Electrical drawings. Those items not clearly located will be located as directed by the architect.

These drawings are not to be used for construction unless noted below as "Issued for Construction"

All work to be carried out in conformance with the Code

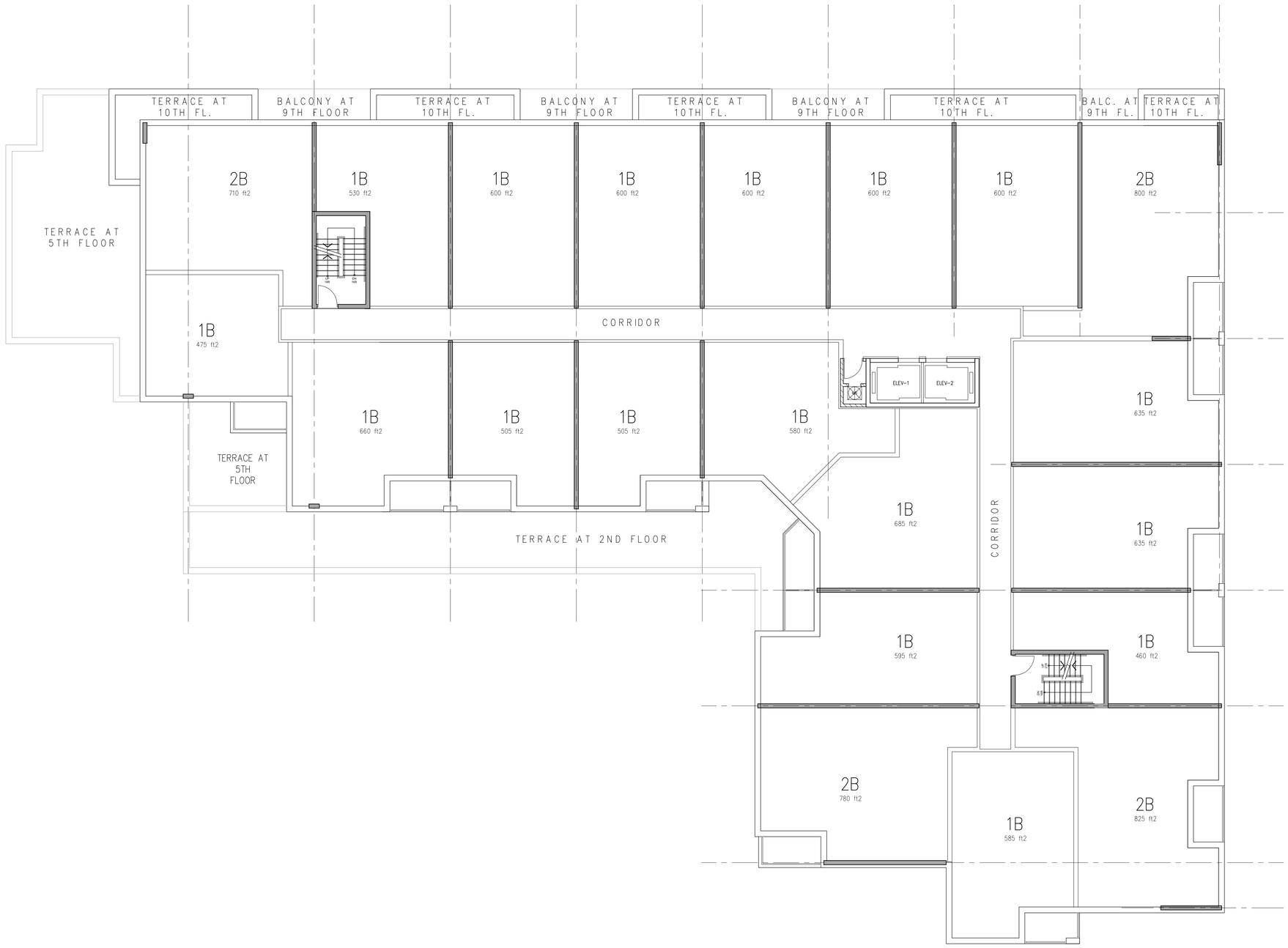

10th floor plan

1:100

A305

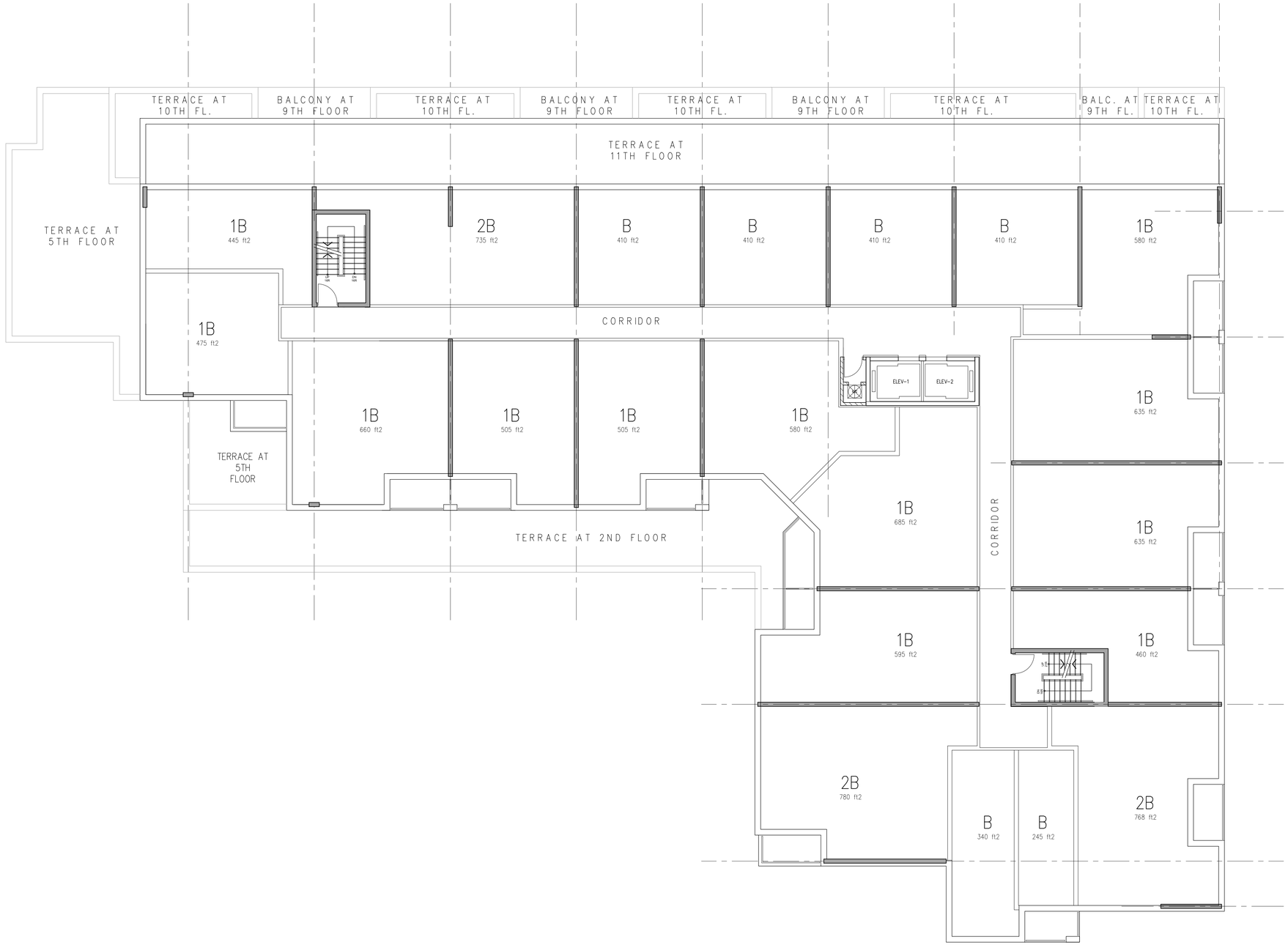

Copyright of this drawing and design is reserved by the Designer. The drawing and all associated documents are an instrument of service by the Designer. The drawing and the information contained therein may not be reproduced in whole or in part without prior written permission of the designer.

These Contract Documents are the property of the architect. The architect bears no responsibility for the interpretation of these documents by the Contractor. Upon written application the architect will provide written/graphic clarification or supplementary information regarding the intent of the Contract Documents. The architect will review Shop Drawings submitted by the Contractor for design conformance only.

Drawings are not to be scaled for construction. Contractor to verify all existing conditions and dimensions required to perform the work and report any discrepancies with the Contract Documents to the architect before commencing work.

Positions of exposed or finished mechanical or electrical devices, fittings, and fixtures are indicated on architectural drawings. The locations shown on the architectural drawings govern over the Mechanical and Electrical drawings. Those items not clearly located will be located as directed by the architect.

These drawings are not to be used for construction unless noted below as "Issued for Construction"

All work to be carried out in conformance with the Code and bylaws of the authorities having jurisdiction.

The Designer of these plans and specifications gives no warranty or representation to any party about the constructability of the represented by them, all contractors or subcontractors must satisfy themselves when bidding and at all times that they can properly construct the work represented by these plans.

notes:

architectureunfolded
tel: (416)601.5416 info@unfolded.ca
368 dufferin street, toronto, on. m6k 1z8

revisions:		
5	issued for SPA	02-10-20
4	issued for lpat hearing	10-15-18
3	issued for re-zoning	12-09-16
2	issued to client	05-06-16
1	issued for pre-submission	01-09-15

team

architectural team:
mark zwicker
olena kobets-singkh
artem ponomarenko

planning:
mhbc

structural:

electrical:

mechanical:

landscape:
mhbc

interior:

site services:
wmi & associates ltd.

project:
37 johnson st. (infill)
37 johnson st
barrie, on

client:
starlight investments
1801 - 3300 bloor st w
toronto, on
m8x 2x2

11th floor plan

february 10.2020	date:
1:100	scale:
14-66	project:
mz, ap	drawn by:

drawing number:
A306