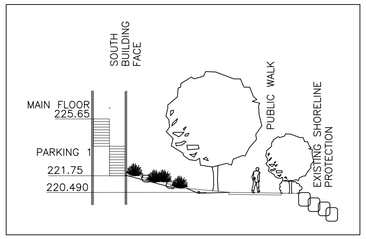

12 L201 SECTION.THRU.EAST.STAIR SOUTH.SIDE

SCALE: 1:200

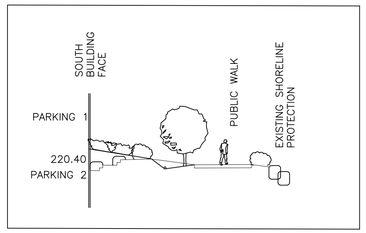

13 L201 SECTION.THRU.MIDDLE.STAIR SOUTH.SIDE

SCALE: 1:200

1. THE CONTRACTOR SHALL REVIEW ALL INFORMATION IN THE DRAWINGS, DETAILS AND SPECIFICATIONS FOR THIS PROJECT, AND REPORT ANY DISCREPANCY OR SUBSTITUTION TO THE CONTRACT ADMINISTRATOR IN WRITING PRIOR TO COMMENCEMENT OF WORK.
2. ALL PLANTING MATERIAL AND OPERATIONS TO MEET OR EXCEED THE HORTICULTURAL STANDARDS OF THE CANADIAN NURSERY LANDSCAPE ASSOCIATION AND LANDSCAPE ONTARIO. ALL PLANT MATERIAL TO BE No.1 GRADE NURSERY STOCK. THE CITY OF BARRIE RETAINS THE RIGHT TO REFUSE ANY UNSATISFACTORY STOCK.
3. SOD TO BE CANADA No.1 NURSERY SOD, MEETING THE NURSERY SOD GROWERS ASSOCIATION OF ONTARIO STANDARDS. ALL AREAS TO RECEIVE A MINIMUM 200mm DEPTH OF TOPSOIL AND SOD UNLESS OTHERWISE INDICATED. SEE DRAWINGS AND SPECIFICATIONS FOR AREAS TO BE MULCHED OR HYDRO-SEEDED.
4. CONIFEROUS TREES SHALL HAVE A STRAIGHT CENTRAL LEADER AND DENSELY BRANCHED TO WITHIN 300mm OF THE TOP OF ROOT BALL. HEIGHT OF CONIFEROUS TREES IS DEFINED AS THE DISTANCE BETWEEN THE TOP OF ROOT BALL AND THE FIRST WURL (NOT LEADER HEIGHT). REFER TO BSD-1312 AND BSD-1313.
5. THE CONTRACTOR SHALL VERIFY THE LOCATION OF ALL UTILITIES AND IS RESPONSIBLE FOR ANY DAMAGE TO SERVICES, EXISTING VEGETATION, OR ANY OTHER FEATURES TO BE RETAINED.
6. THE CONTRACTOR SHALL STAKE OUT ALL PLANTING LOCATIONS FOR APPROVAL BY THE CONTRACT ADMINISTRATOR, AND/OR CITY STAFF PRIOR TO PLANTING.
7. FOR ALL LANDSCAPE PLANS, ALL DIMENSIONS ARE TO BE SHOWN IN MILLIMETRES UNLESS OTHERWISE INDICATED.
8. ALL MASS PLANTINGS OF CONIFERS AND SHRUBS SHALL BE IN CONTINUOUS BEDS AND MULCHED WITH SHREDDED CEDAR OR APPROVED EQUIVALENT.
9. SCHEDULE AND PERFORM OPERATIONS FOR OPTIMUM PLANTING CONDITIONS, AND TAKE WHATEVER MEASURES NECESSARY TO ENSURE HEALTHY, VIGOROUS GROWTH.
10. ALL PLANT MATERIAL AND WORKMANSHIP WILL BE INSPECTED AND IS UNDER WARRANTY FOR A MINIMUM OF TWO YEARS FROM THE DATE OF WRITTEN ACCEPTANCE. ALL PLANT MATERIAL MUST BE IN A HEALTHY, VIGOROUS GROWING CONDITION SATISFACTORY TO THE CONTRACT ADMINISTRATOR AT THE END OF THE WARRANTY PERIOD, OR TO BE REPLACED AT THE CONTRACTOR'S EXPENSE.
11. WATER AT TIME OF PLANTING AND WHENEVER DEEMED NECESSARY TO MAINTAIN THE TREES IN A HEALTHY CONDITION.
12. INSTALLATION OF THE PLANT MATERIAL PRIOR TO INSPECTION BY THE CITY OF BARRIE WILL BE THE CONTRACTOR'S RESPONSIBILITY. THE CITY OF BARRIE RESERVES THE RIGHT TO REJECT ANY PLANTS, WHETHER INSTALLED OR NOT, WHICH DO NOT CONFORM TO THE SPECIFICATIONS AND/OR SITE DRAWING(S). REMOVE ALL REJECTED PLANTS FROM THE SITE IMMEDIATELY. DO NOT REMOVE ANY LABELS FROM PLANTS UNTIL THE PLANTS HAVE BEEN INSPECTED AND APPROVED BY THE LANDSCAPE ARCHITECT.
13. ALL PLANT MATERIALS WHICH CANNOT BE PLANTED IMMEDIATELY UPON ARRIVAL ON SITE SHALL BE PROPERLY HEELED IN OR WELL PROTECTED WITH SOIL OR SIMILAR MATERIALS TO PREVENT DRYING OUT, AND SHALL BE KEPT MOIST UNTIL COMMENCEMENT OF PLANTING.
14. ALL NEW WORK TO BLEND NEATLY AND SMOOTHLY WITH EXISTING CONDITIONS.
15. NO GRADING OR SODDING SHALL BE DONE WITHIN THE LIMIT OF PRESERVATION AREAS.
16. IN THE EVENT OF A DISCREPANCY BETWEEN A PLANT LIST AND DRAWING, THE DRAWING WILL BE ASSUMED TO BE CORRECT.

APPROVED DATE June 11/15 DIRECTOR OF ENGINEERING

The City of BARRIE STANDARD DETAIL | GENERAL PARK PLANTING NOTES | REV No. 1 | DATE: JUNE 2015 | SCALE: N.T.S. | BSD-1320 FORMERLY BSD-N8

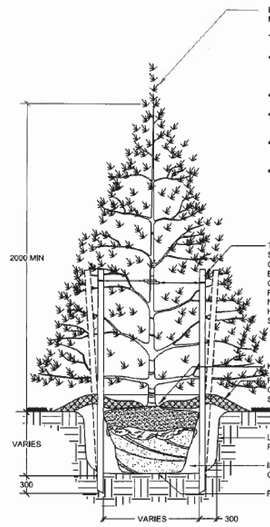

DO NOT PRUNE LEADERS, TREES WITH DAMAGED OR MISSING LEADERS WILL NOT BE ACCEPTED

TREE CROWN NOTES:

- REMOVE AT TIME OF PLANTING ANY DEAD, BROKEN OR DAMAGED LIMBS INCLUDING INTERFERING BRANCHES, DOUBLE LEADERS AND NARROW BRANCH UNIONS
- REMOVE ALL LABELS AND TAGS AT TIME OF PLANTING
- BINDING AND TIES MUST BE REMOVED IMMEDIATELY FOLLOWING THE INSTALLATION OF THE TREE
- TREE HEIGHT IS MEASURED FROM THE FIRST WHORL AND NOT THE TOP OF LEADER
- TREES ARE TO BE PLANTED PLUM AND HAVE BOTH FULL FORM AND HEALTHY CANOPY STRUCTURE. ANY TREES WHICH DO NOT MEET THIS CRITERIA AND/OR HAVE WEAK BRANCHING STRUCTURE, DO NOT HAVE STRAIGHT TRUNKS OR HAVE UNBALANCED CROWNS WILL NOT BE ACCEPTED

TREES ARE TO BE STAKED WITH (2) TWO SOFTWOOD STAKES (38x38x2400mm) EXTENDING 300mm INTO FIRM GROUND AT AN ANGLE AND SECURED VERTICAL PRIOR TO BACKFILLING THE TREE PIT. SECURE USING #12 GAUGE GALVANIZED WIRE ENCASED IN 12mm DIAMETER REINFORCED RUBBER HOSE (ENSURING WIRE ENDS DO NOT PROTRUDE) OR APPROVED EQUIVALENT. STAKING HARDWARE TO BE REMOVED AFTER ONE GROWING SEASON

KEEP MULCH 50-100mm AWAY FROM TRUNK

FORM A 100mm HIGH EARTH SAUCER BEYOND THE EDGE OF THE ROOT BALL AND COVER WITH 100mm OF SHREDDED CEDAR MULCH

LOOSEN OR SCARIFY THE INSIDE SURFACE OF THE PLANTING HOLE PRIOR TO INSTALLATION OF THE TREE

IMPORTED FRIABLE SCREENED LOAM TOPSOIL COMPACTED TO ELIMINATE AIR POCKETS

PLACE ROOT BALL ON UNEXCAVATED OR TAMPED SOIL

1. ALL CONIFEROUS TREE PLANTING SHALL HAVE A MINIMUM 600mm DIAMETER ROOT BALL.
2. CUT AND REMOVE ALL WIRE, ROPE AND BURLAP FROM THE TOP 150mm OF THE ROOT BALL AT THE TIME OF PLANTING.
3. FOR POORLY DRAINED OR COMPACTED SOILS THE ROOT BALL SHALL BE PLACED SO THAT THE ROOT COLLAR IS A MAXIMUM OF 100mm ABOVE THE FINISHED GRADE. FOR ALL OTHER INSTALLATIONS THE ROOT COLLAR SHALL BE AT OR 50mm ABOVE FINISHED GRADE.
4. ALL TWINE AND BURLAP MUST BE BIODEGRADABLE (UNTREATED).
5. ALL DIMENSIONS ARE IN MILLIMETRES UNLESS OTHERWISE NOTED.

APPROVED DATE June 11/15 DIRECTOR OF ENGINEERING

The City of BARRIE STANDARD DETAIL | CONIFEROUS TREE PLANTING DETAIL | REV No. 4 | DATE: JUNE 2015 | SCALE: N.T.S. | BSD-1312 FORMERLY BSD-30

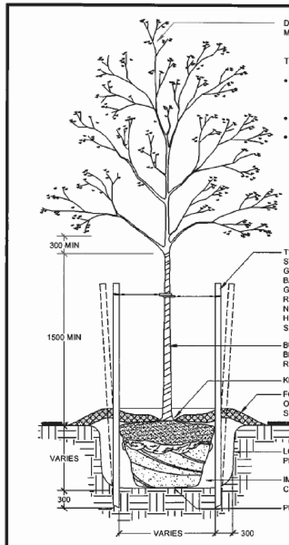

DO NOT PRUNE LEADERS, TREES WITH DAMAGED OR MISSING LEADERS WILL NOT BE ACCEPTED

TREE CROWN NOTES:

- REMOVE AT TIME OF PLANTING ANY DEAD, BROKEN OR DAMAGED LIMBS INCLUDING INTERFERING BRANCHES, DOUBLE LEADERS AND NARROW BRANCH UNIONS
- REMOVE ALL LABELS AND TAGS AT TIME OF PLANTING
- TREES ARE TO BE PLANTED PLUM AND HAVE BOTH FULL FORM AND HEALTHY CANOPY STRUCTURE. ANY TREES WHICH DO NOT MEET THIS CRITERIA AND/OR HAVE WEAK BRANCHING STRUCTURE, DO NOT HAVE STRAIGHT TRUNKS OR HAVE UNBALANCED CROWNS WILL NOT BE ACCEPTED

TREES ARE TO BE STAKED WITH (2) TWO SOFTWOOD STAKES (38x38x2400mm) EXTENDING 300mm INTO FIRM GROUND AT AN ANGLE AND SECURED VERTICAL PRIOR TO BACKFILLING THE TREE PIT. SECURE USING #12 GAUGE GALVANIZED WIRE ENCASED IN 12mm DIAMETER REINFORCED RUBBER HOSE (ENSURING WIRE ENDS DO NOT PROTRUDE) OR APPROVED EQUIVALENT. STAKING HARDWARE TO BE REMOVED AFTER ONE GROWING SEASON

BURLAP WRAP TREE FROM TOP OF ROOT BALL TO FIRST BRANCH UNION AND SECURE WITH BIODEGRADABLE TIES. REMOVE AFTER ONE GROWING SEASON

KEEP MULCH 50-100mm AWAY FROM TRUNK

FORM A 100mm HIGH EARTH SAUCER BEYOND THE EDGE OF THE ROOT BALL AND COVER WITH 100mm OF SHREDDED CEDAR MULCH

LOOSEN OR SCARIFY THE INSIDE SURFACE OF THE PLANTING HOLE PRIOR TO INSTALLATION OF THE TREE

IMPORTED FRIABLE SCREENED LOAM TOPSOIL COMPACTED TO ELIMINATE AIR POCKETS

PLACE ROOT BALL ON UNEXCAVATED OR TAMPED SOIL

1. ALL CALIPER TREE PLANTING SHALL HAVE A MINIMUM 600mm DIAMETER ROOT BALL.
2. CUT AND REMOVE ALL WIRE, ROPE AND BURLAP FROM THE TOP 150mm OF THE ROOT BALL AT THE TIME OF PLANTING.
3. FOR POORLY DRAINED OR COMPACTED SOILS THE ROOT BALL SHALL BE PLACED SO THAT THE ROOT COLLAR IS A MAXIMUM OF 100mm ABOVE THE FINISHED GRADE. FOR ALL OTHER INSTALLATIONS THE ROOT COLLAR SHALL BE AT OR 50mm ABOVE FINISHED GRADE.
4. ALL TREES WITHIN 3.0m OF A SIDEWALK OR DRIVEWAY MUST ALSO HAVE A COORDINATED INSTALLATION OF AN APPROVED ROOT BARRIER INSTALLED IN ADDITION TO THE TREE FOR ALL STREETSCAPE APPLICATIONS.
5. ALL TWINE AND BURLAP MUST BE BIODEGRADABLE (UNTREATED).
6. ALL DIMENSIONS ARE IN MILLIMETRES UNLESS OTHERWISE NOTED.

APPROVED DATE June 11/15 DIRECTOR OF ENGINEERING

The City of BARRIE STANDARD DETAIL | DECIDUOUS TREE PLANTING DETAIL | REV No. 4 | DATE: JUNE 2015 | SCALE: N.T.S. | BSD-1310 FORMERLY BSD-29

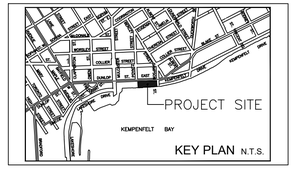

KEY PLAN N.T.S.

7

FOLLOW RESIDENTIAL/PARKLAND/INSTITUTIONAL LAND USES DETAIL FOR ALL LANDSCAPE AREAS WITHIN THE SITE BOUNDARY. EXCLUDE ALL LANDSCAPE AREAS OUTSIDE THE SITE BOUNDARY (IE. POYNTZ ST., DUNLOP STREETSCAPE AND WATERFRONT PLANTING SOUTH OF SITE BOUNDARY.

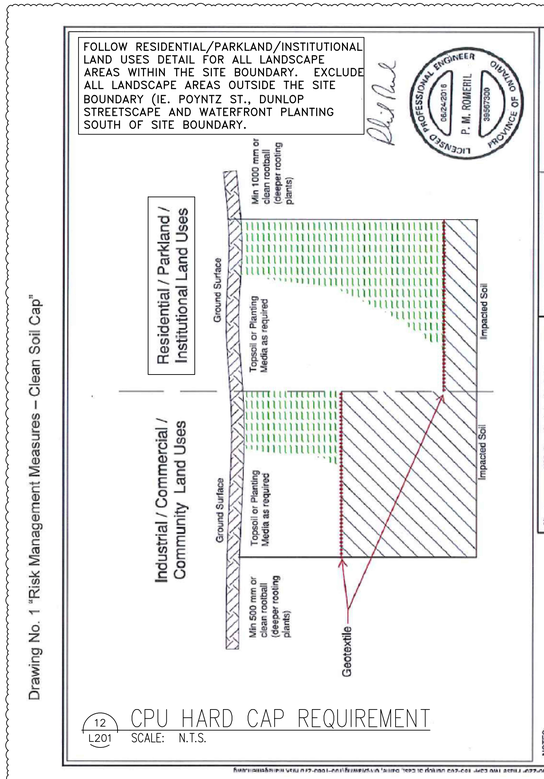

12 L201 CPU HARD CAP REQUIREMENT

SCALE: N.T.S.

CPU No. 1141-AD4SQL 12/14/2016 Page 24 of 31

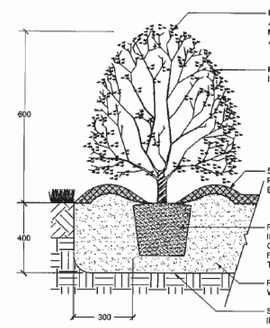

PRUNE DEAD OR BROKEN BRANCHES ONLY IMMEDIATELY AFTER PLANTING. PRUNING IS TO BE COMPLETED IN A MANNER WHICH PRESERVES THE NATURAL CHARACTER AND FORM OF THE PLANT

REMOVE ALL NURSERY TAGS AND FLAGGING TAPE IMMEDIATELY UPON INSTALLATION

50-100mm DEPTH OF SHREDDED CEDAR MULCH TO BE PLACED OVER A MINIMUM 150R FILTER CLOTH OR EQUIVALENT FOR ALL CONTINUOUS PLANTING BEDS

REMOVE NURSERY POTS OR WRAP PRIOR TO PLACEMENT, IF ROOT BOUND SLICE ROOT MASS VERTICALLY AND GENTLY SEPARATE EXTERIOR ROOTS. FOR FIBER POTS, REMOVE BOTTOM OF POT AND SLICE POT VERTICALLY THREE TIMES PRIOR TO PLACEMENT

PLANTING SOIL MIX AS SPECIFIED. STRAIGHT TOP SOIL WILL NOT BE ACCEPTED FOR USE IN PLANTING BEDS

SCARIFY SURFACE OF SUBSOIL PRIOR TO PLANTING OR INSTALLATION OF PLANTING SOIL MIX

1. PLANTING METHOD ILLUSTRATED APPLIES TO CONTAINER / POTTED MATERIAL ONLY.
2. PLANTING DETAIL DOES NOT SPECIFICALLY RELATE TO ANY PARTICULAR SPECIES AND SHALL BE APPLIED TO BOTH DECIDUOUS AND CONIFEROUS POTTED MATERIAL.
3. SET SHRUBS 50mm HIGHER THAN GRADE TO ALLOW FOR SETTLEMENT.
4. ALL SHRUB PLANTING IS TO OCCUR IN CONTINUOUS MULCHED PLANTING BEDS WITH WEED CONTROL /FILTER FABRIC.
5. DO NOT COVER THE BASE OF SHRUB WITH MULCH.
6. ALL SOIL SHALL BE ADEQUATELY COMPACTED TO PREVENT AIR POCKETS AND SETTLEMENT.
5. ALL DIMENSIONS ARE IN MILLIMETRES UNLESS OTHERWISE NOTED.

APPROVED DATE June 11/15 DIRECTOR OF ENGINEERING

The City of BARRIE STANDARD DETAIL | CONTAINER GROWN SHRUB PLANTING DETAIL | REV No. 4 | DATE: JUNE 2015 | SCALE: N.T.S. | BSD-1314 FORMERLY BSD-31

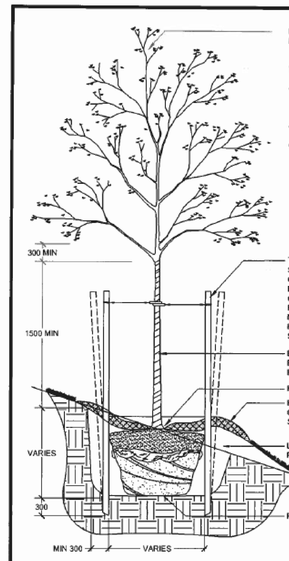

DO NOT PRUNE LEADERS, TREES WITH DAMAGED OR MISSING LEADERS WILL NOT BE ACCEPTED

TREE CROWN NOTES:

- REMOVE AT TIME OF PLANTING ANY DEAD, BROKEN OR DAMAGED LIMBS INCLUDING INTERFERING BRANCHES, DOUBLE LEADERS AND NARROW BRANCH UNIONS
- REMOVE ALL LABELS AND TAGS AT TIME OF PLANTING
- TREES ARE TO BE PLANTED PLUM AND HAVE BOTH FULL FORM AND HEALTHY CANOPY STRUCTURE. ANY TREES WHICH DO NOT MEET THIS CRITERIA AND/OR HAVE WEAK BRANCHING STRUCTURE, DO NOT HAVE STRAIGHT TRUNKS OR HAVE UNBALANCED CROWNS WILL NOT BE ACCEPTED

TREES ARE TO BE STAKED WITH (2) TWO SOFTWOOD STAKES (38x38x2400mm) EXTENDING 300mm INTO FIRM GROUND AT AN ANGLE AND SECURED VERTICAL PRIOR TO BACKFILLING THE TREE PIT. SECURE USING #12 GAUGE GALVANIZED WIRE ENCASED IN 12mm DIAMETER REINFORCED RUBBER HOSE (ENSURING WIRE ENDS DO NOT PROTRUDE) OR APPROVED EQUIVALENT. STAKING HARDWARE TO BE REMOVED AFTER ONE GROWING SEASON

BURLAP WRAP TREE FROM TOP OF ROOT BALL TO FIRST BRANCH UNION AND SECURE WITH BIODEGRADABLE TIES. REMOVE AFTER ONE GROWING SEASON

KEEP MULCH 50-100mm AWAY FROM TRUNK

FORM A 100mm HIGH EARTH SAUCER BEYOND THE EDGE OF THE ROOT BALL AND COVER WITH 100mm OF SHREDDED CEDAR MULCH

LOOSEN OR SCARIFY THE INSIDE SURFACE OF THE PLANTING HOLE PRIOR TO INSTALLATION OF THE TREE

PLACE ROOT BALL ON UNEXCAVATED OR TAMPED SOIL

1. ALL CALIPER TREE PLANTING SHALL HAVE A MINIMUM 600mm DIAMETER ROOT BALL.
2. CUT AND REMOVE ALL WIRE, ROPE AND BURLAP FROM THE TOP 150mm OF THE ROOT BALL AT THE TIME OF PLANTING.
3. EXCAVATION TO BE BACKFILLED WITH IMPORTED FRIABLE SCREENED TOPSOIL WHICH IS TO BE FIRMLY COMPACTED TO ELIMINATE AIR POCKETS AND PREVENT SETTLEMENT.
4. EXPOSED SOIL SHALL BE RE-SODDED OR IN A RESTORATION ENVIRONMENT SEEDED WITH A SIMCOE COUNTY NATIVE SEED MIX AND ANNUAL RYE NURSE CROP.
5. ALL TWINE AND BURLAP MUST BE BIODEGRADABLE (UNTREATED).
6. ALL DIMENSIONS ARE IN MILLIMETRES UNLESS OTHERWISE NOTED.

APPROVED DATE June 11/15 DIRECTOR OF ENGINEERING

The City of BARRIE STANDARD DETAIL | DECIDUOUS TREE PLANTING ON SLOPE | REV No. 1 | DATE: JUNE 2015 | SCALE: N.T.S. | BSD-1311

No	Date	Description
7	30 JUL 19	RESPOND TO CPU COMMENTS
6	14 MAY 19	COORDINATE WITH ARCHITECTURALS
5	18 MAR 19	UPDATED DOCKS & POYNTZ ST.
4	03 JAN 19	REVISED BASED ON NEW BASE PLANS
3	30 OCT 18	REVISED BASED ON NEW BASE PLANS
2	22 JUL 18	UPDATED BASE PLANS
1	06 JUN 18	RESPOND TO CITY COMMENTS

Revisions:

ONTARIO ASSOCIATION OF LANDSCAPE ARCHITECTS — C.H. KIRK — OALA — MEMBER

CATHERINE H. KIRK Landscape Architect
1379 Concession 10, Formosa, Ont. N0G 1W0
TEL: (519) 623-9324

AALTO DEVELOPMENT INC.

WATERFRONT CONDO

185 DUNLOP STREET
BARRIE, ONTARIO

PLANTING DETAILS & SECTIONS

Scale: AS NOTED

Date: 24 NOVEMBER 2017

Project No.: 201722

Drawing Number: L201