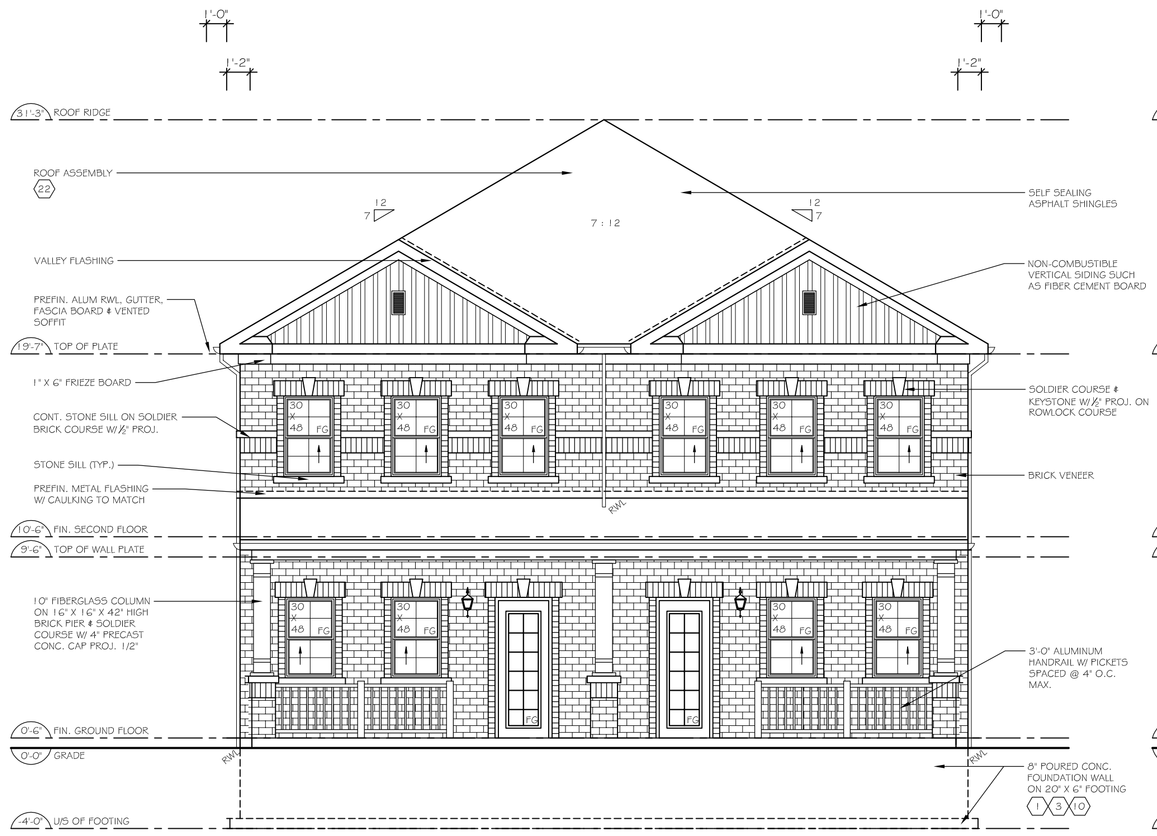

SOUTH ELEVATION

NOTE:
MIN. 4'-0" TO U/S OF FOOTING TO PREVENT FROST PENETRATION

NOTE:
2 HR. FIREWALL TO EXTEND ABOVE ROOF

NOTE:
ALL WINDOWS TO BE 3'-3" FROM FIN. FLOOR

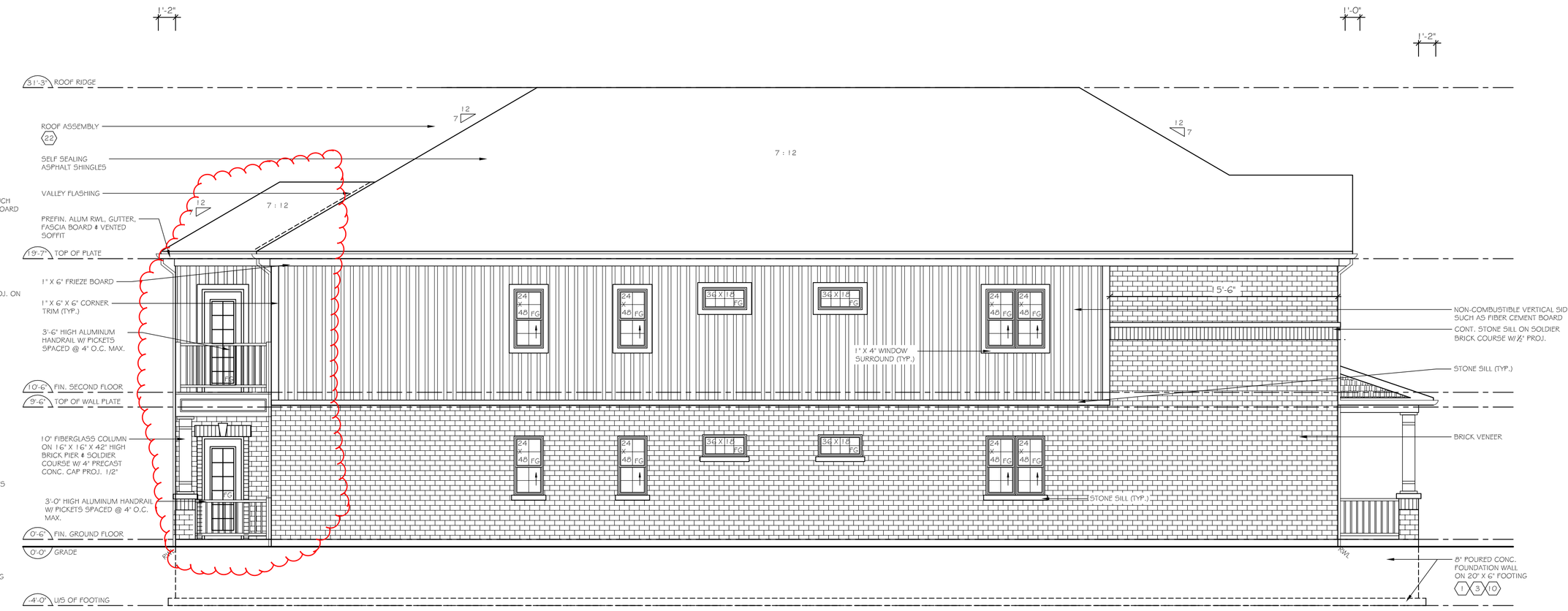

WEST ELEVATION

NOTE:
MIN. 4'-0" TO U/S OF FOOTING TO PREVENT FROST PENETRATION

NOTE:
2 HR. FIREWALL TO EXTEND ABOVE ROOF

NOTE:
ALL WINDOWS TO BE 3'-3" FROM FIN. FLOOR

NOTE:
CLADDING TO BE NON-COMBUSTIBLE AND CONFORM TO O.B.C. 3.1.5.

SPATIAL SEPARATION

WALL AREA = 1429.50 sq.ft. (132.85s.m.)
LIMITING DISTANCE = 3'-11" (1.2m) @ 7%
MAX. ALLOWABLE OPENINGS = 100.07 sq.ft. (9.30s.m.)
OPENINGS PROVIDED = 62.00 sq. ft. (7.62s.m.)

I REVIEW AND TAKE RESPONSIBILITY FOR THE DESIGN ON BEHALF OF J.C. DESIGN GROUP INC.
REGISTERED UNDER SUBSECTION 3.2.4. OF DIVISION C OF THE BUILDING CODE. I AM QUALIFIED, AND THE FIRM IS REGISTERED IN 'HOUSE' (BUILDING CODE TABLE 3.5.2.1.)
INDIVIDUAL BCIN: 41347
FIRM BCIN: 46249
DATE: 02/15/18 JONATHAN CHURCH:

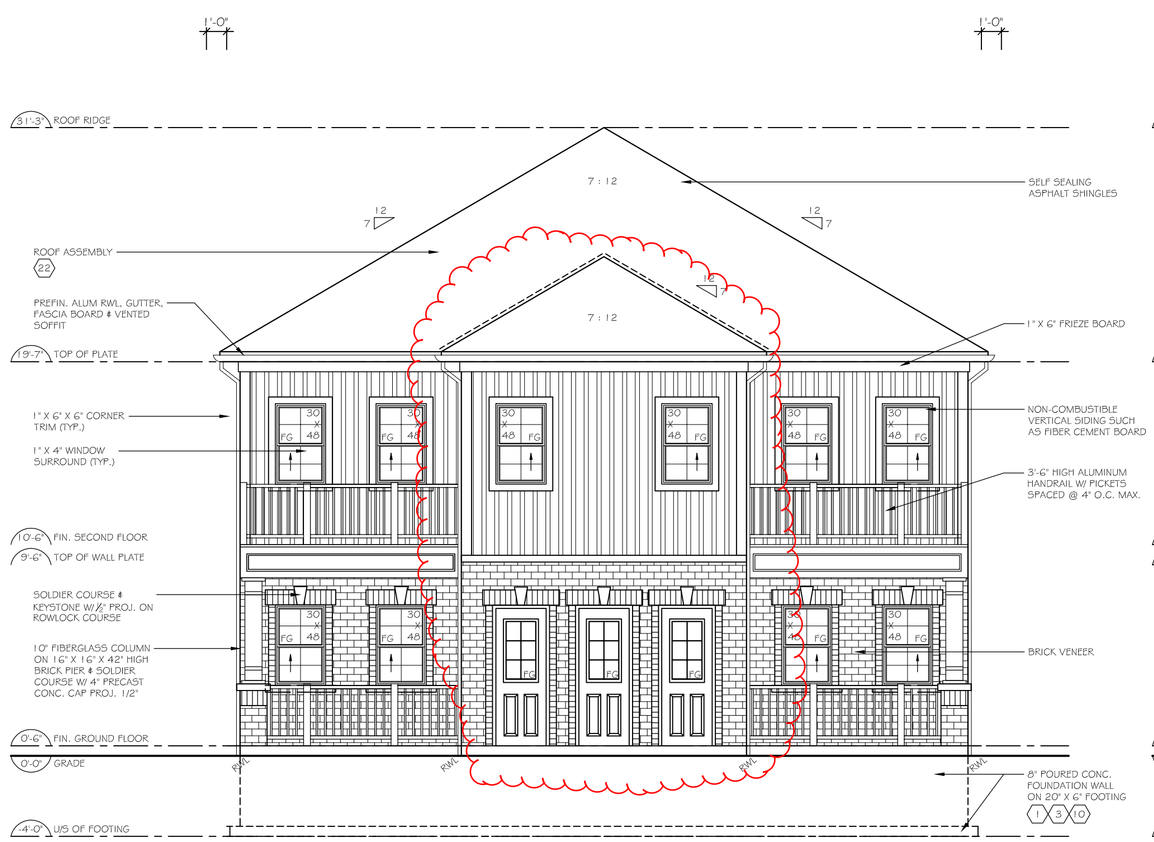

NORTH ELEVATION

NOTE:
MIN. 4'-0" TO U/S OF FOOTING TO PREVENT FROST PENETRATION

NOTE:
2 HR. FIREWALL TO EXTEND ABOVE ROOF

NOTE:
ALL WINDOWS TO BE 3'-3" FROM FIN. FLOOR

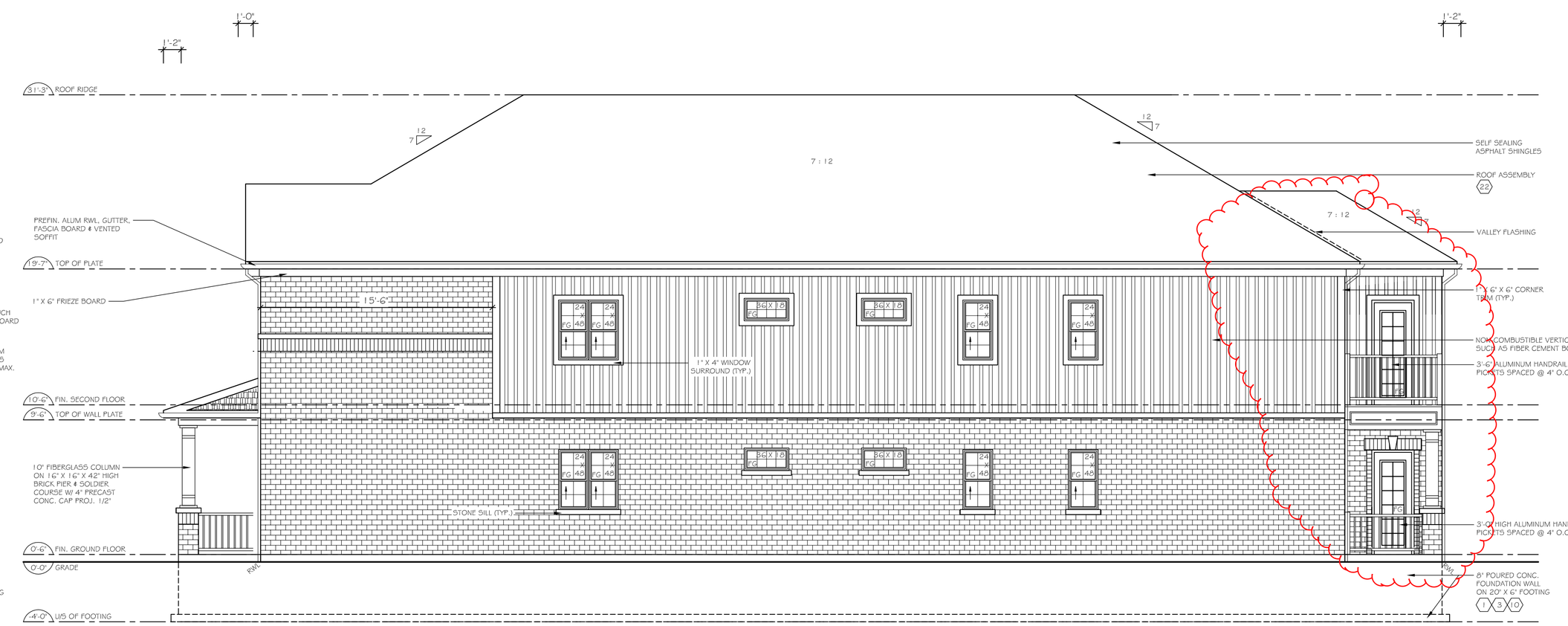

EAST ELEVATION

NOTE:
MIN. 4'-0" TO U/S OF FOOTING TO PREVENT FROST PENETRATION

NOTE:
2 HR. FIREWALL TO EXTEND ABOVE ROOF

NOTE:
ALL WINDOWS TO BE 3'-3" FROM FIN. FLOOR

SPATIAL SEPARATION

WALL AREA = 1429.50 sq.ft. (132.85s.m.)
LIMITING DISTANCE = 4'-3" (1.3m) @ 7%
MAX. ALLOWABLE OPENINGS = 100.07sq.ft. (9.30s.m.)
OPENINGS PROVIDED = 62.00 sq. ft. (7.62s.m.)

J.C. DESIGN GROUP
ARCHITECTURE | PLANNING | INTERIORS

J.C. Design Group Inc.
10 Capreol Court - Unit 218
Toronto, ON - M5V 4B3

www.jcdesigngroup.ca

P: 647.795.0485
E: jchurch@jcdesigngroup.ca

Firm BCIN 46249
Designer BCIN 41347

Copyright Reserved:
These drawings may not be reproduced in whole or in part without written consent from J.C. Design Group Inc.

Note:
All building materials, designs & construction methods represented in these drawings are to comply with the current Ontario Building Code (O.B.C.), applicable municipal by-laws and better building practices. J.C. Design Group Inc. is not responsible for the accuracy of survey, structural, mechanical, electrical, etc..., engineering information shown on these drawings. Refer to the appropriate engineering drawings before proceeding with the work.
Designer assumes no responsibility for the failure of the contractor or sub-contractors to carry out the work in accordance with these drawings. The general contractor is responsible to check & verify all dimensions & specifications and is to report any discrepancies of the supplied information prior to the commencement of construction. Under no circumstances shall the contractor or sub-contractors proceed with uncertainty. Modifications to the design shall not be made without written agreement between designer and contractor.
Single pages of the drawings are not to be read independently of all pages of the working drawing set.
All architectural symbols indicated are graphic representations only.

DO NOT SCALE DRAWINGS

No.	Date	Revision
8	02/28/18	ISSUED FOR SITE APPROVAL
7	03/21/17	ISSUED FOR COORDINATION & ENGINEERING
6	11/28/16	ISSUED FOR COORDINATION & ENGINEERING
5	11/12/16	REVISED & ISSUED FOR CLIENT REVIEW
4	11/04/16	REVISED & ISSUED FOR CLIENT REVIEW
3	06/16/16	REVISED & ISSUED FOR CLIENT REVIEW
2	03/30/16	REVISED & ISSUED FOR CLIENT REVIEW
1	03/22/16	ISSUED FOR CLIENT REVIEW

Client:
Patterson Place Residences Inc.

Project:
Units 201/202 /221/222
Edgehill Manor
Block B

Project Location:
300 Edgehill Drive
Part of Lot 23, Conc. 7
Barrie, ON

Elevations

Project Number:	2016_004
Date:	02.28.2018
Drawn By:	J.Church
Checked By:	J.Church

A2.0

Scale: 3/16" = 1'-0"