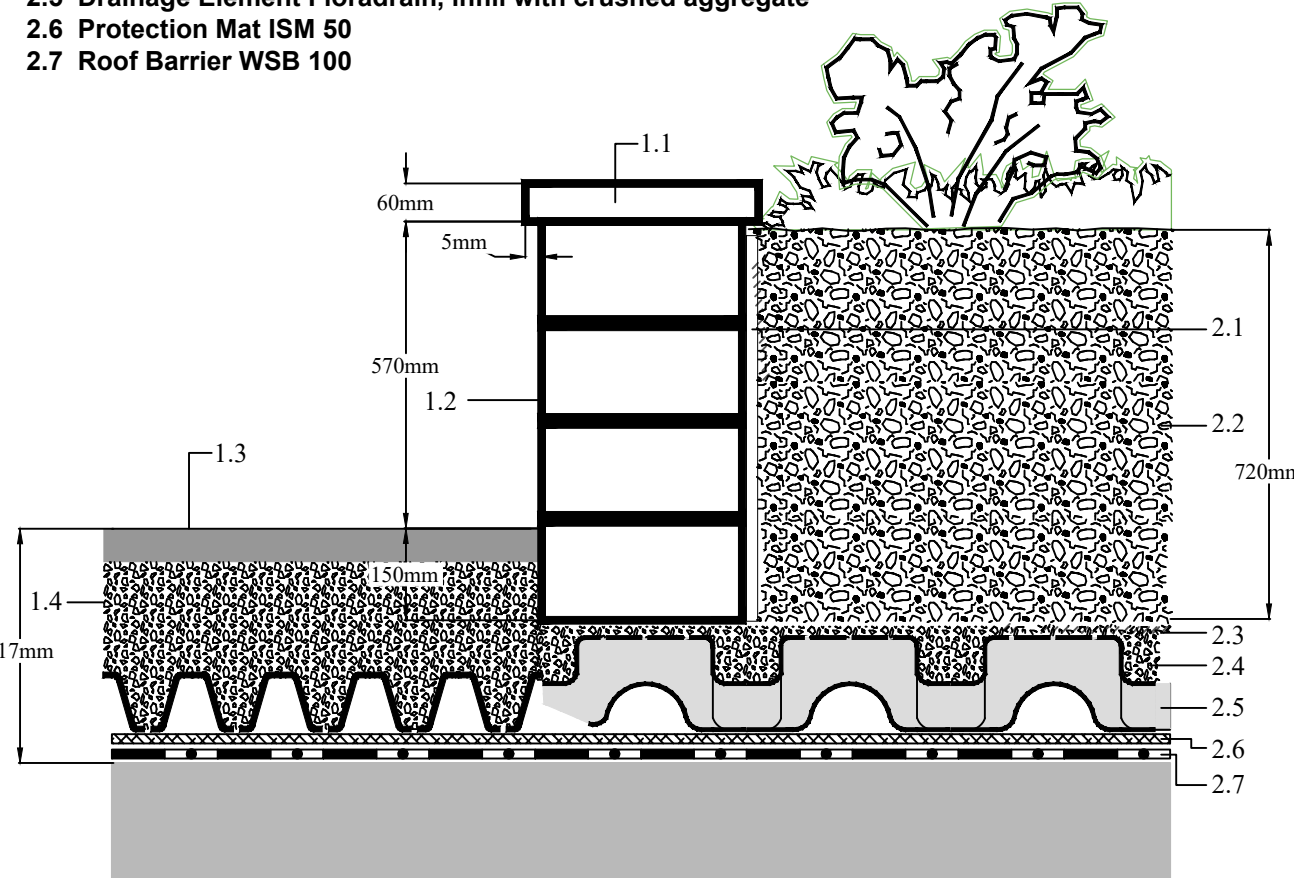


- 1.1 Concrete planter coping (Refer to spec on this page)
- 1.2 Concrete planter wall block (Refer to spec on this page)
- 1.3 Porcelain paving slab (Refer to detail on LP-4)
- 1.4 Crushed aggregate (HPB) (Refer to spec on LP-4)
- 2.1 Styrofoam SM insulation.
- 2.2 Growing Medium ZinCo blend- I, depth 720mm
- 2.3 Filter Sheet SF
- 2.4 1/4" Clear crushed aggregate, height 20 mm
- 2.5 Drainage Element Floradrain, infill with crushed aggregate
- 2.6 Protection Mat ISM 50
- 2.7 Roof Barrier WSB 100

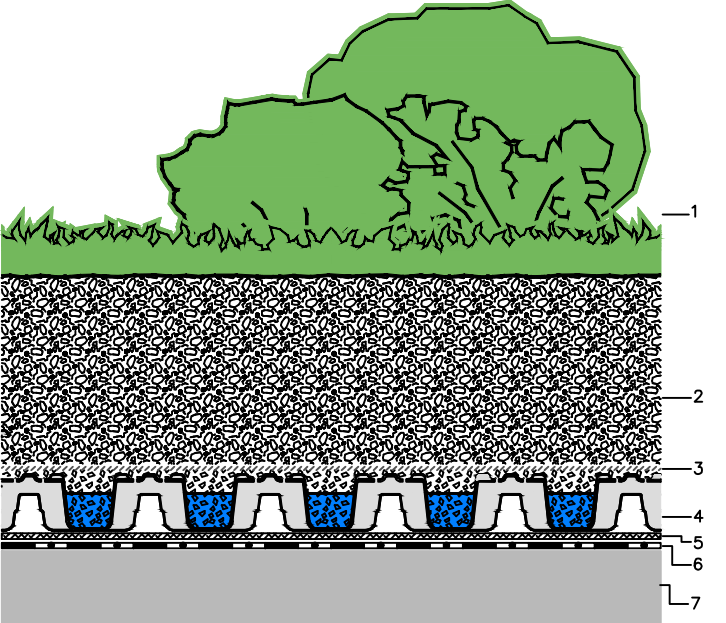


**PLANTER WALL DETAIL**

Notes:  
This detail is particular for the ZinCo Green Roof system to use. The roof construction and the waterproofing are not specified as this can vary.

**GREEN ROOF BUILD-UP ASSEMBLY**

- 1 Plant material: Lawn, perennials, shrubs and small trees.
- 2 Growing medium ZinCo Blend-I, depth: 720 mm
- 3 Filter sheet ZinCo SF
- 4 Drain and water storage element ZinCo Floradrain® FD 60, infill with crushed aggregate.
- 5 Moisture retention & protection mat ZinCo ISM 50
- 6 Root barrier ZinCo WSB-100
- 7 Roof construction with waterproofing membrane



Notes:  
This detail is particular for the ZinCo Green Roof system to use. The roof construction and the waterproofing are not specified as this can vary.

NOTE: ITEMS SPECIFIED ARE TO BE SUPPLIED BY ZINCO CANADA AND INSTALLED AS PER MANUFACTURERS SPECIFICATIONS OR APPROVED EQUAL.

SHOP DRAWINGS TO BE PROVIDED BY CONTRACTOR FOR FINAL APPROVAL

ZINCO CANADA: 905-690-1661

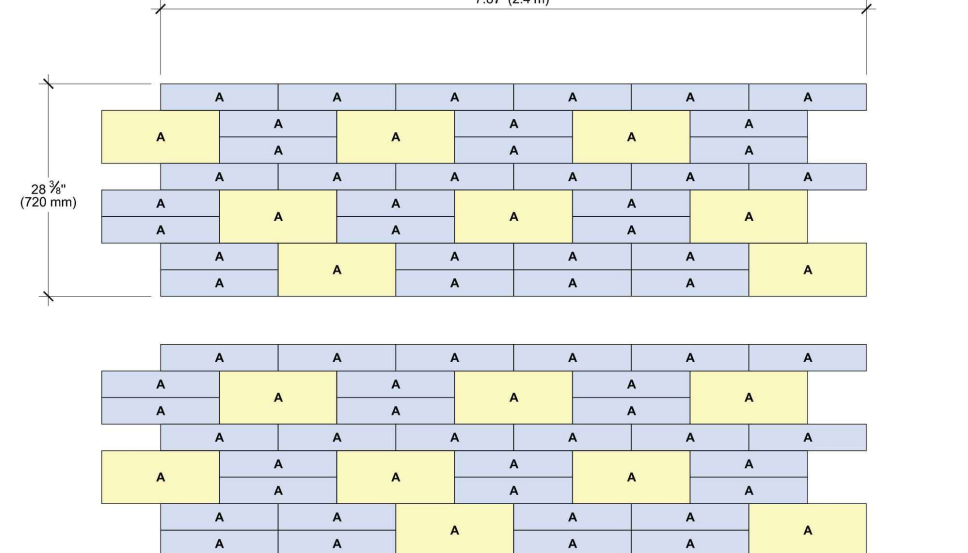
**PLANTERS DETAIL**

**INSTALLATION GUIDE**

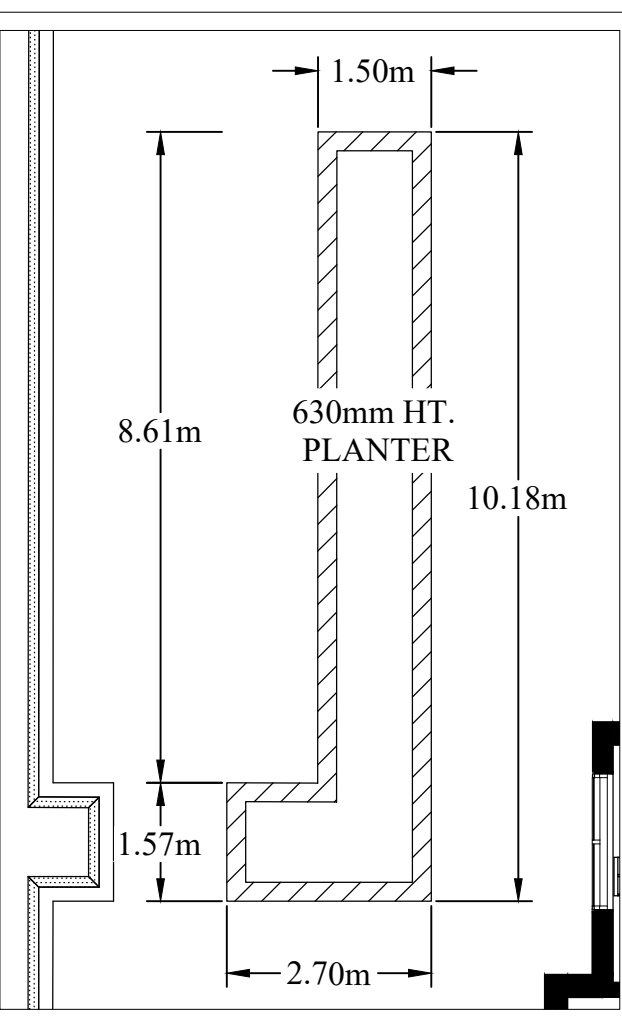
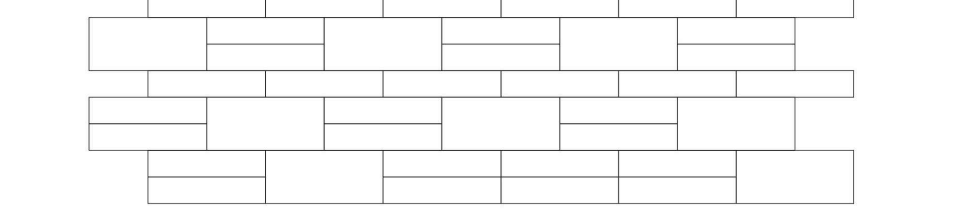
RETAINING WALLS - RAFFINATO 90 mm & 180 mm

**4-Row Pattern | Laying Patterns**

The 4-row model shows two combination examples. This combination is 2.4 m (2.87') long and 720 mm (28 3/4") high. This model should only be used where geogrid is not required.



NUMBER OF BLOCKS REQUIRED	MODULE
RAFFINATO	A
67 % of the surface - Raffinato 90 mm	32
33 % of the surface - Raffinato 180 mm	8



**WALL / PLANTER SPECIFICATIONS**

CONCRETE PLANTER WALL BY 'TECHO-BLOC' OR APPROVED SIMILAR PRODUCT. 1-877-852-4625

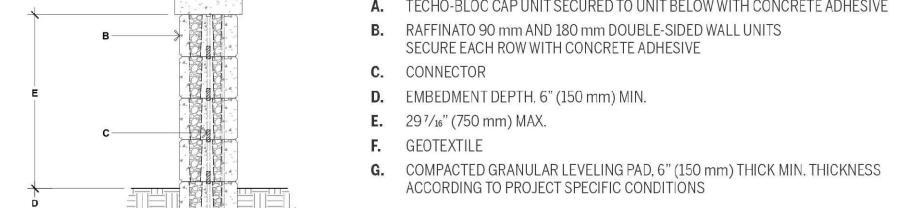
Raffinato Smooth Wall Series  
Infill: Colour: Greyed Nickel  
Pattern: See installation guide for example  
Coping (60mm)- Colour: Onyx Black

**PLANTER**  
Planter walls, 630mm Ht as per detail on this page  
Build up Height: 78.7 cm  
Growing Medium ZinCo Blend-I  
Filter Sheet SF  
Floradrain FD 60  
Protection Mat ISM 50  
Root Barrier WSB 100-PO  
Saturated Weight: 20 kg/m<sup>3</sup>  
Retention Capacity: 75 - 100 Litres/m<sup>2</sup>  
\*ITEMS SPECIFIED ARE TO BE SUPPLIED BY ZINCO CANADA AND INSTALLED AS PER MANUFACTURERS SPECIFICATIONS OR APPROVED EQUAL.

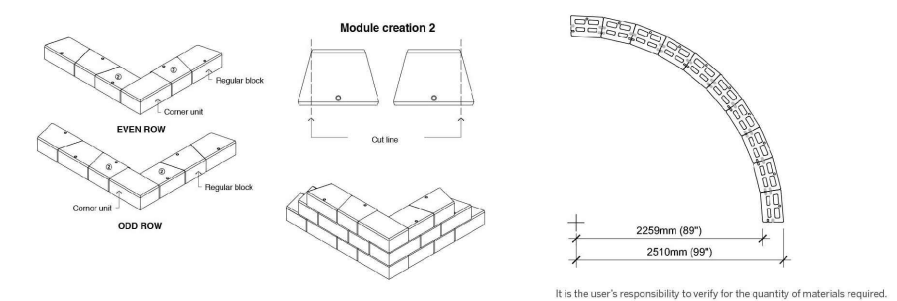
**INSTALLATION GUIDE**

FREESTANDING WALLS - RAFFINATO 90 mm & 180 mm

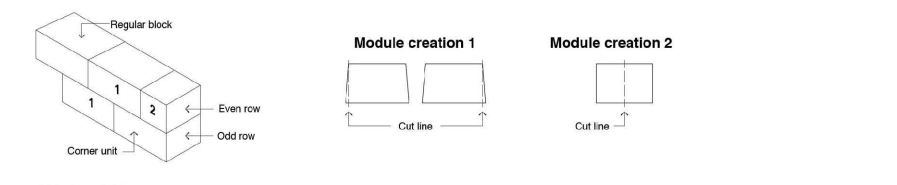
**RAFFINATO 90 mm & 180 mm**



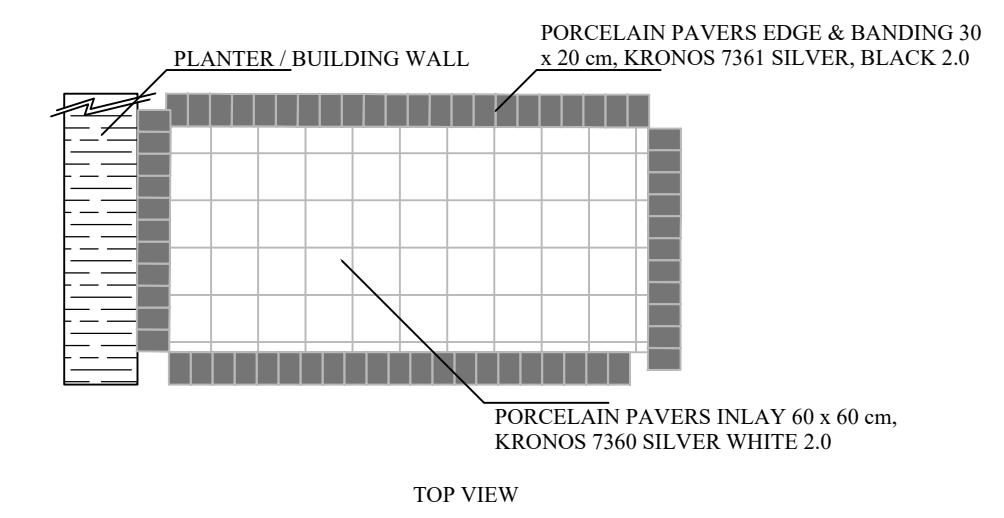
**90° CORNER OF A DOUBLE-SIDED WALL**



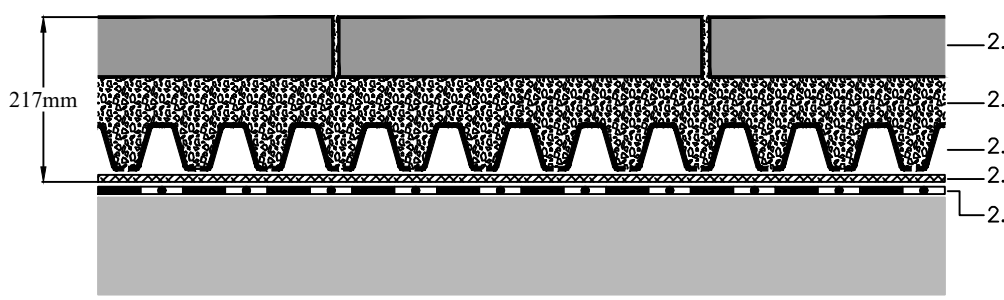
**DOUBLE-SIDED WALL - END OF A STRAIGHT WALL**



- GENERAL NOTES
- 1. Alternate odd and even rows.
  - 2. Stagger joints from one row to the next.
  - 3. Glue all modules at each row with a concrete adhesive.
  - 4. Cavities, grooves and connectors are not illustrated to avoid overloading the image.



- 2.1 Concrete paving slab, thickness: 20 mm
- 2.2 1/2" Clear crushed aggregate (HPB), min. depth: 150 mm
- 2.3 Drainage element ZinCo Floradrain® FD 40
- 2.4 Infill with clear crushed aggregate see 2.2
- 2.5 Protection mat ZinCo SSM 45
- 2.5 Stable roof construction with suitable waterproofing



Notes:  
This detail is particular for the ZinCo Green Roof system to use. The roof construction and the waterproofing are not specified as this can vary.

**AMENITY PAVING DETAIL**

**Square Galvanized Steel Planter**

HSVK501-SM  
Sku: HSVK501  
Dimensions:  
Large - 27" Square



PLANTERS PROVIDED BY HAUSER OR APPROVED SUBSTITUTE. 905-770-8742

**ANNUAL PLANTER SQUARE**

**Midori Long Planters**

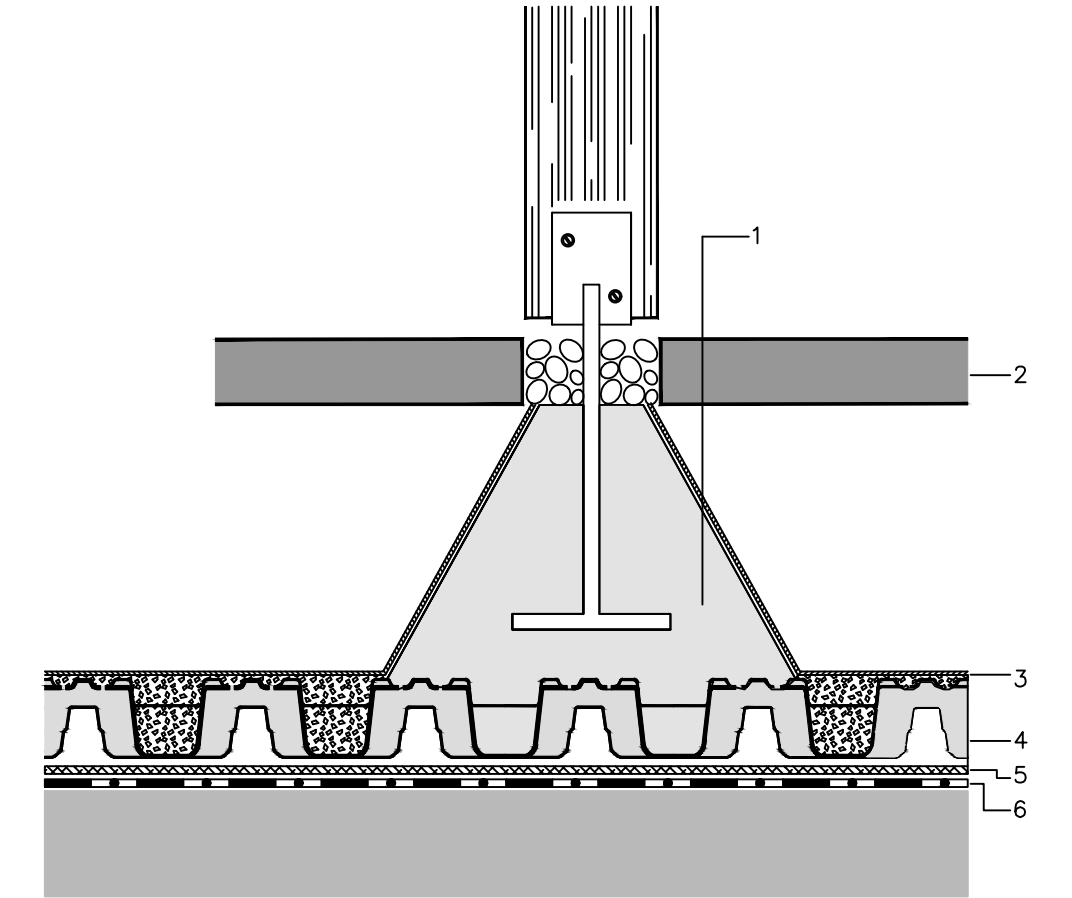
HSVK317  
Sku: HSVK317  
Dimensions: 39" L x 13" D x 20" H



8x20 & (2) 8x12 CANTILEVERED WALKWAY SHADE STRUCTURES BY 'POLIGON' OR APPROVED SIMILAR PRODUCT. PROVIDED BY AIC RECREATION, Paris, ON N3L 4Y8 (519) 442-7900  
FRAME COLOR: SURREY BEIGE  
ROOF COLOR: SLATE GRAY

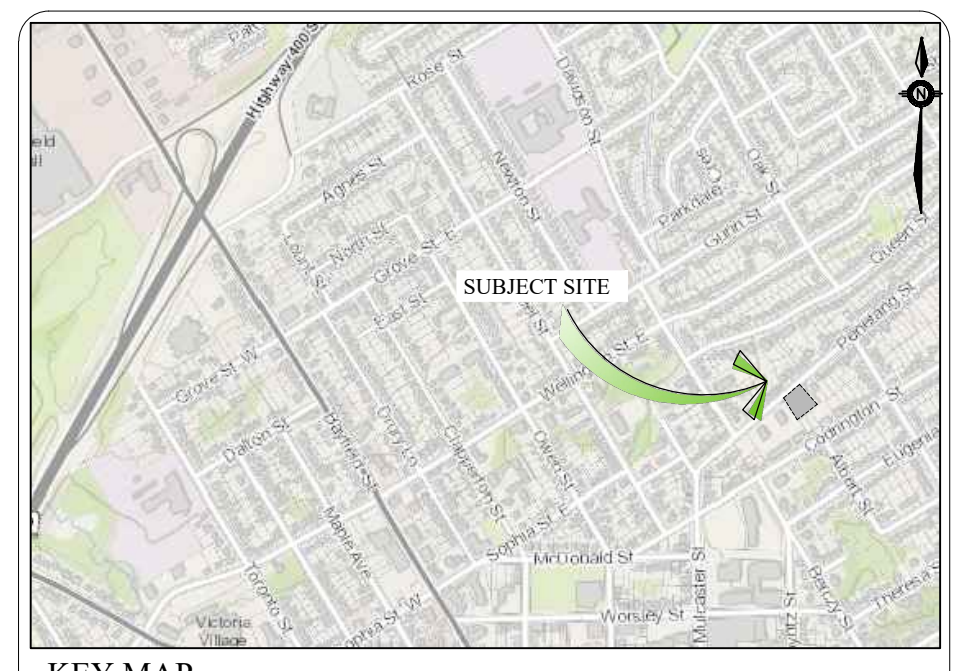
**CANTILEVERED SHADE STRUCTURE**

- 1 Concrete foundation for supporting structures
- 2 Porcelain paving slab (refer to detail on this page)
- 3 Filter sheet ZinCo SF
- 4 Drainage element ZinCo Floradrain® FD 60, infill with crushed aggregate
- 5 Moisture retention & protection mat ZinCo ISM 50
- 6 Roof construction with waterproofing membrane



Notes:  
This detail is particular for the ZinCo Green Roof system to use. The roof construction and the waterproofing are not specified as this can vary.

**PERGOLA FOOTING STRUCTURE BY ZINCO CANADA**



KEY MAP N.T.S.

**GENERAL NOTES**

CONTRACTOR IS RESPONSIBLE FOR ALL LOCATES INCLUDING ALL UNDERGROUND SERVICES PRIOR TO ANY EXCAVATION OR INSTALLATIONS. THE CONTRACTOR IS REQUIRED TO NOTIFY THE VARIOUS UTILITY COMPANIES 48 HOURS PRIOR TO THE COMMENCEMENT OF ANY WORK.

ANY ACCOMPANYING DOCUMENTATION RELATING TO THE LANDSCAPE PLAN AND/OR PRESERVATION PLAN SUCH AS TENDER DOCUMENTS AND CHANGE NOTICES ARE TO BE ENDORSED BY JOHN D. BELL ASSOCIATES LIMITED PRIOR TO THE BEGINNING OF ANY SITE WORKS. IN THE EVENT THAT OF A DISCREPANCY THE DRAWING SHALL BE ASSUMED CORRECT.

IT IS THE RESPONSIBILITY OF THE PERSON OR PERSONS RESPONSIBLE FOR THE CONSTRUCTED WORKS TO NOTIFY THE LANDSCAPE ARCHITECT WHEN PREPARED FOR ANY REQUIRED INSPECTIONS AND SIGN OFFS.

SCHEDULED MEETINGS SHALL TAKE PLACE AT THE CLOSEST MUTUALLY CONVENIENT TIME.

No.	REVISION	DATE	APRVD.
1.	CLIENT REVIEW	NOV-15-2017	KS
2.	SITE PLAN APPROVAL SUBMISSION	MAR-13-2018	KS
3.	AS PER REVISED SITE PLAN	SEPT-10-2018	ST
4.	AS PER REVISED SITE PLAN	OCT-30-2018	MC
5.	AS PER REVISED SITE PLAN	MAR-19-2019	MC
6.	AS PER REVISED SITE PLAN	MAY-2-2019	MC
7.	SUBMISSION TO THE CITY OF BARRIE	SEPT-3-2019	MC
8.	SECOND SUBMISSION TO THE CITY OF BARRIE	NOV-22-2019	MC

BASE INFORMATION PROVIDED BY: [Name]  
BASE PLAN REVISED: November 2017

ALL DRAWINGS AND SPECIFICATIONS ARE INSTRUMENTS OF SERVICE AND ARE THE PROPERTY OF JOHN D. BELL ASSOCIATES LIMITED. DRAWINGS ARE NOT TO BE MODIFIED AND/OR REPRODUCED WITHOUT THE WRITTEN CONSENT OF JOHN D. BELL ASSOCIATES LIMITED. REPRODUCTION OF DRAWINGS IN ANY FORM WITHOUT THE CONSENT OF JOHN D. BELL ASSOCIATES LIMITED VOIDS THE DRAWING AT WHICH TIME JOHN D. BELL ASSOCIATES LIMITED ACCEPTS NO LIABILITY FOR THE DRAWING CONTENT OR WORKS RESULTING FROM SAID REPRODUCTION.

IT IS THE RESPONSIBILITY OF THE CONTRACTOR TO VERIFY ALL DIMENSIONS ON THE SITE AND REPORT ANY DISCREPANCIES OR VARIATIONS FROM THE SUPPLIED INFORMATION TO THE LANDSCAPE ARCHITECT WITH THE PROJECT. JOHN D. BELL ASSOCIATES LIMITED IS NOT RESPONSIBLE FOR THE ACCURACY OF SURVEY, ARCHITECTURAL, MECHANICAL, ENGINEERING OR ELECTRICAL INFORMATION SHOWN ON THE DRAWING. FOR FURTHER INFORMATION REFER TO APPROPRIATE SURVEY, ARCHITECTURAL, MECHANICAL, ENGINEERING OR ELECTRICAL DRAWINGS PRIOR TO PROCEEDING WITH ANY WORKS.

THIS DRAWING IS NOT TO BE SCALED.  
THIS DRAWING IS NOT TO BE USED FOR CONSTRUCTION UNLESS IT HAS BEEN SIGNED AND DATED BY THE LANDSCAPE ARCHITECT.

FOR SITE PLAN APPROVAL ONLY (NOT FOR CONSTRUCTION)

SIGNED: \_\_\_\_\_ DATE: \_\_\_\_\_  
PRINT NAME: \_\_\_\_\_  
SIGNED OWNER/CLIENT: \_\_\_\_\_

CITY OF BARRIE  
**ACCEPTED**

DATE: \_\_\_\_\_  
PRINT NAME: \_\_\_\_\_  
SIGNED: \_\_\_\_\_

LANDSCAPE ARCHITECT'S STAMP  
STAMP AND SIGNATURE VOID IF REPRODUCED

**JOHN D. BELL ASSOCIATES LTD.**  
Urban Designers  
Landscape Architects  
Site Planners

274 Burton Ave., Suite 1201  
Barrie, Ontario  
L4N 5W4

Fax: 705-722-5660  
Tel: 705-722-6278

45-51 PENETANG STREET  
BARRIE, ONTARIO

**AMENITY TERRACE DETAILS**

SCALE:	DATE:	DESIGNED BY:	REVIEWED BY:
NTS	NOV. 5, 2017	MC	JDB
CITY FILE No. D28-017-2017	OUR FILE REF. # 1157A-17	DRAWN BY: MC	LP-5