

MONTHLY BUILDING REPORT MAY 2026
Permits Issued: 174
Construction Starts: 412
***Occupancies Issued: 52**
PERMITS APPLIED FOR
All Permits

Type	# of Permits	Construction Value (\$)	Total Area (m2)
Residential	136	36,698,098.43	16,206.73
Institutional	8	932,000.00	3,749.00
Industrial	3	2,793,409.50	780.17
Commercial	9	1,977,470.00	3,719.11
All Other	13	480,500.00	288.54
Total	169	42,881,477.93	24,743.55

New Buildings

Type	# of Permits	Construction Value (\$)	Total Area (m2)
Residential	77	33,359,148.43	12,888.87
Institutional	1	20,000.00	3,320.00
Industrial	0	0.00	0.00
Commercial	4	170,600.00	161.27
All Other	7	353,000.00	202.32
Total	89	33,902,748.43	16,572.46

Additions / Alterations

Type	# of Permits	Construction Value (\$)	Total Area (m2)
Residential	52	3,228,950.00	2,574.86
Institutional	7	912,000.00	429.00
Industrial	3	2,793,409.50	780.17
Commercial	5	1,806,870.00	3,557.84
All Other	6	127,500.00	86.22
Total	73	8,868,729.50	7,428.09

* Includes Residential and Non-Residential Occupancies

MONTHLY BUILDING REPORT MAY 2026
PERMITS ISSUED
All Permits

<u>Type</u>	<u># of Permits</u>	<u>Construction Value (\$)</u>	<u>Total Area (m2)</u>
Residential	134	79,651,265.17	34,202.73
Institutional	5	8,846,715.00	7,330.00
Industrial	7	19,983,266.00	4,218.90
Commercial	24	3,799,526.27	4,537.14
All Other	4	40,000.00	24.39
<u>Total</u>	<u>174</u>	<u>112,320,772.44</u>	<u>50,313.16</u>

New Buildings

<u>Type</u>	<u># of Permits</u>	<u>Construction Value (\$)</u>	<u>Total Area (m2)</u>
Residential	68	76,916,954.24	28,971.47
Institutional	2	60,000.00	3,335.00
Industrial	2	1,102,300.00	853.00
Commercial	2	18,000.00	371.07
All Other	1	3,500.00	3.00
<u>Total</u>	<u>75</u>	<u>78,100,754.24</u>	<u>33,533.54</u>

Additions / Alterations

<u>Type</u>	<u># of Permits</u>	<u>Construction Value (\$)</u>	<u>Total Area (m2)</u>
Residential	53	2,551,810.93	2,554.66
Institutional	3	8,786,715.00	3,995.00
Industrial	5	18,880,966.00	3,365.90
Commercial	22	3,781,526.27	4,166.07
All Other	3	36,500.00	21.39
<u>Total</u>	<u>86</u>	<u>34,037,518.20</u>	<u>14,103.02</u>

MONTHLY BUILDING REPORT MAY 2026
RESIDENTIAL PERMIT SUMMARY FOR MAY
Permits Applied For

Type	# of Permits	Construction Value (\$)	Total Area (m2)	# of Units
Second Suites	15	959,222.00	996.20	13
Ground-Related	84	34,603,012.43	14,054.73	64
Mid-Rise	1	150,000.00	52.00	0
High-Rise	0	0.00	0.00	0
Other	36	985,864.00	1,103.80	0
Total	136	36,698,098.43	16,206.73	77

Permits Issued

Type	# of Permits	Construction Value (\$)	Total Area (m2)	# of Units
Second Suites	19	1,209,950.00	1,480.23	19
Ground-Related	88	56,644,002.57	25,107.27	44
Mid-Rise	3	21,081,987.00	6,171.00	60
High-Rise	1	85,059.20	61.00	0
Other	23	630,266.40	1,383.23	0
Total	134	79,651,265.17	34,202.73	123

Number of Dwelling Unit Occupancies

Type	# of Permits	Occupancies Granted
Second Suites	13	13
Ground-Related	38	39
Mid-Rise	0	0
High-Rise	0	0
Other	0	0
Total	51	52

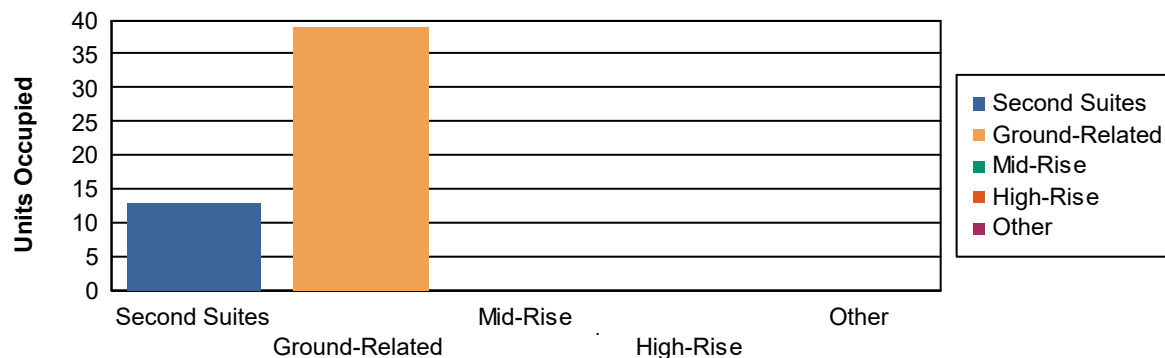
Definitions:

Ground-Related: 1-4 storeys

Mid-Rise: 5-8 storeys

High-Rise: 9 storeys or greater

Note: Second Suites includes second suites within existing dwellings and standalone secondary dwelling suites

Number of Dwelling Unit Occupancies


MONTHLY BUILDING REPORT MAY 2026
MAJOR PROJECT* PERMITS ISSUED FOR MAY 2026

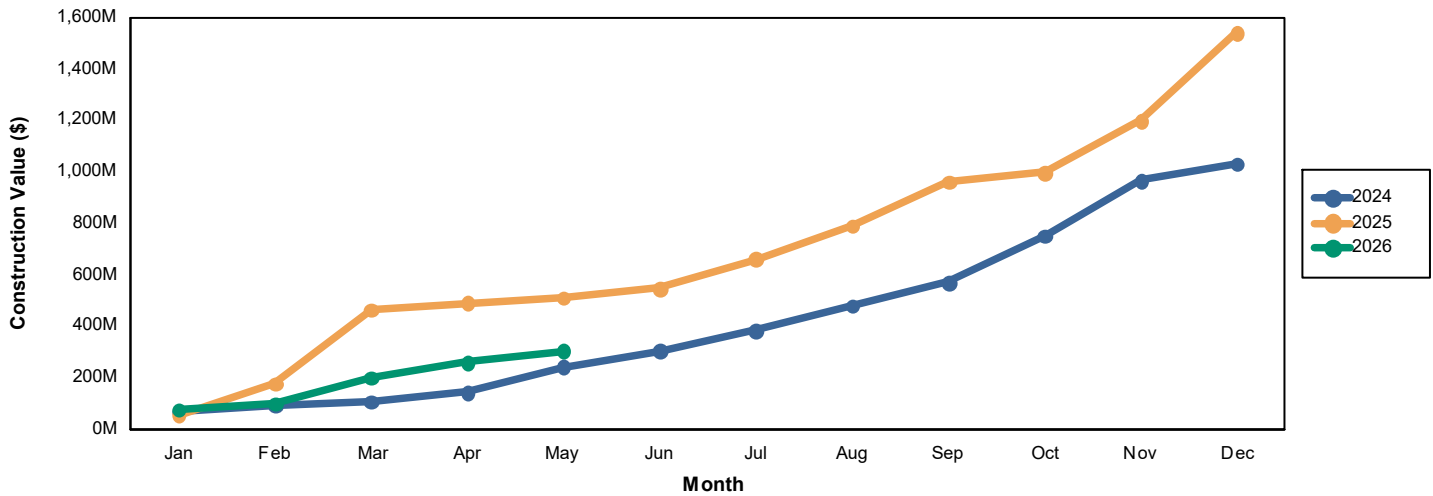
Address	Work Type	Area (m.sq)	Construction
505 BAYVIEW DR, BARRIE, ON	Alteration/Repair Industrial General (Alterations and improvements)	2460.00	\$17,000,000.00
383 W CUNDLES RD, BARRIE, ON	Addition Institutional General (Addition to existing building (structural extension) for non-residential only)	1237.00	\$5,936,715.00
95 LITTLE AVE, BARRIE, ON	Alteration/Repair Institutional General (Alterations and improvements)	3050.00	\$2,000,000.00
411 BAYFIELD ST, SUITE B5-B7, BARRIE, ON	Alteration/Repair Commercial General (Alterations and improvements)	1021.00	\$1,428,379.00
1 GEORGIAN DR, BARRIE, ON	New Institutional Temporary Structure (Alterations and improvements)	3320.00	\$20,000.00

*Major Projects are defined as:

Major New ICI > 1,858 m2 (20,000 ft 2)

Major Tenant > 929 m2 (10,000 ft 2)

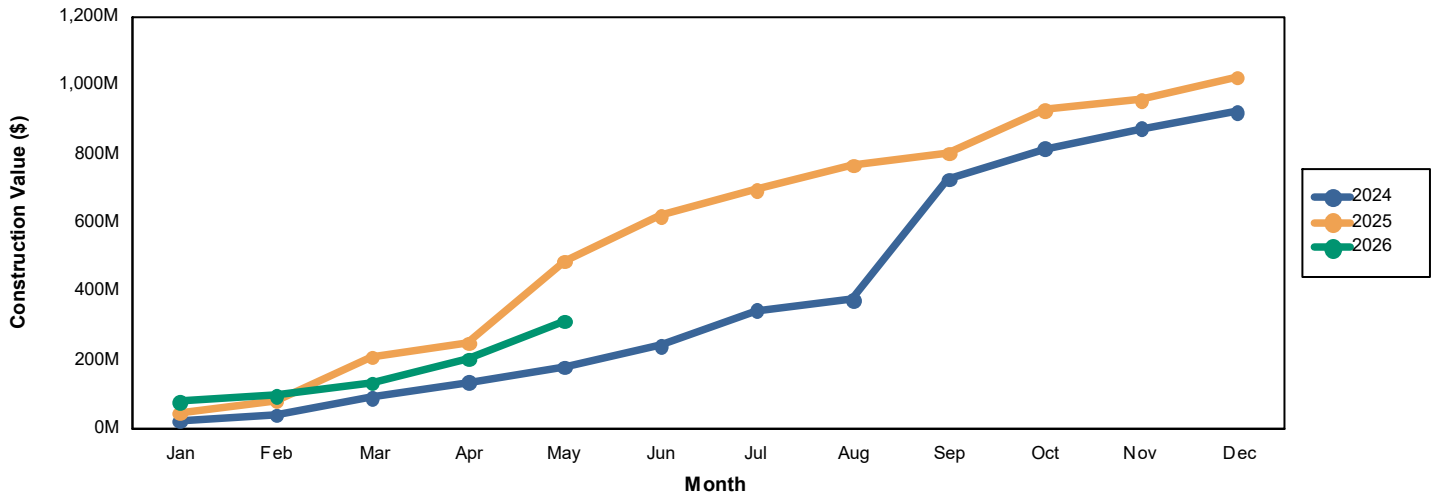
Major New Residential > 20 units

MONTHLY BUILDING REPORT MAY 2026
YEAR TO DATE AS OF MAY 2026
Construction Value of Permits Applied for


	2024	2025	2026
Jan	\$67,258,884.70	\$53,544,067.23	\$74,325,334.64
Feb	\$21,561,522.00	\$121,839,880.17	\$23,270,490.34
Mar	\$16,581,753.00	\$287,684,294.08	\$101,929,722.55
Apr	\$36,251,872.22	\$24,828,087.54	\$59,761,585.99
May	\$99,511,877.18	\$20,689,446.05	\$42,881,477.93
Jun	\$61,270,016.51	\$36,728,966.64	\$0.00
Jul	\$80,598,332.54	\$113,875,230.21	\$0.00
Aug	\$96,605,990.64	\$129,284,757.07	\$0.00
Sep	\$89,008,068.07	\$169,761,210.34	\$0.00
Oct	\$182,228,663.16	\$36,717,974.87	\$0.00
Nov	\$214,345,541.71	\$202,032,615.91	\$0.00
Dec	\$64,401,065.34	\$341,604,613.90	\$0.00
YTD	\$1,029,623,587.07	\$1,538,591,144.01	\$302,168,611.45

MONTHLY BUILDING REPORT MAY 2026

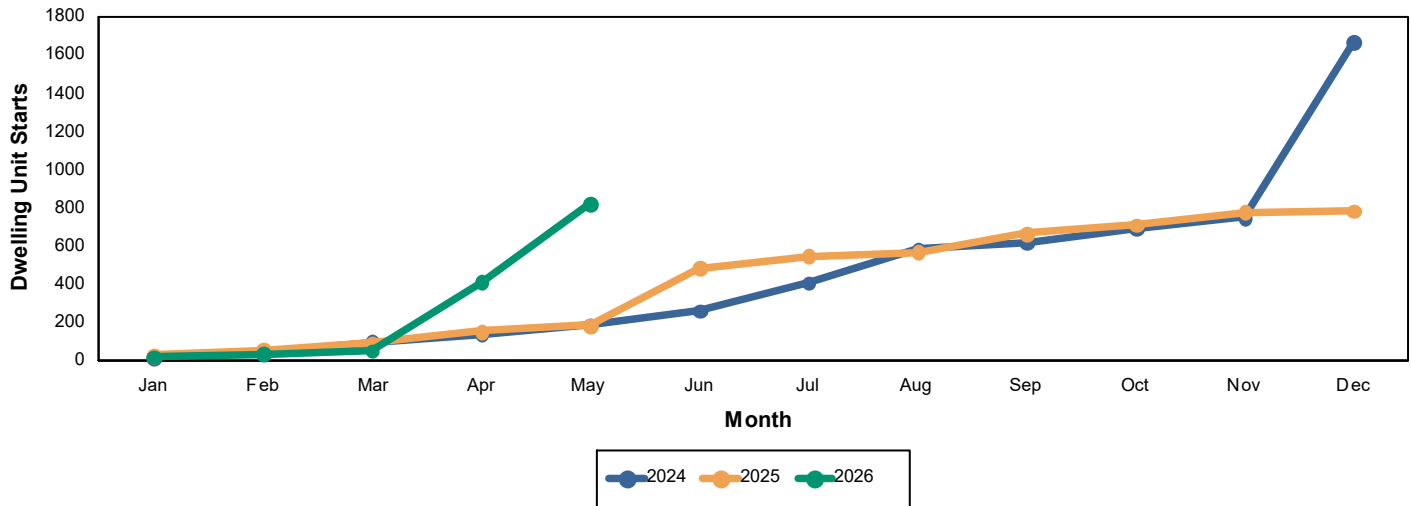
Construction Value of Permits Issued



	2024	2025	2026
Jan	\$21,623,037.97	\$45,121,946.18	\$77,712,350.26
Feb	\$16,855,284.90	\$34,554,292.92	\$17,926,103.84
Mar	\$50,352,010.94	\$128,249,426.50	\$37,550,099.27
Apr	\$46,057,848.01	\$39,827,406.85	\$67,873,885.89
May	\$42,639,523.20	\$238,545,458.98	\$112,320,772.44
Jun	\$62,912,637.18	\$131,886,078.12	\$0.00
Jul	\$103,042,837.04	\$76,516,336.91	\$0.00
Aug	\$31,160,048.04	\$71,849,673.29	\$0.00
Sep	\$350,557,585.37	\$35,713,072.93	\$0.00
Oct	\$89,464,632.80	\$125,610,550.41	\$0.00
Nov	\$58,054,606.80	\$28,675,864.94	\$0.00
Dec	\$49,184,590.88	\$65,941,750.40	\$0.00
YTD	\$921,904,643.13	\$1,022,491,858.43	\$313,383,211.70

MONTHLY BUILDING REPORT MAY 2026

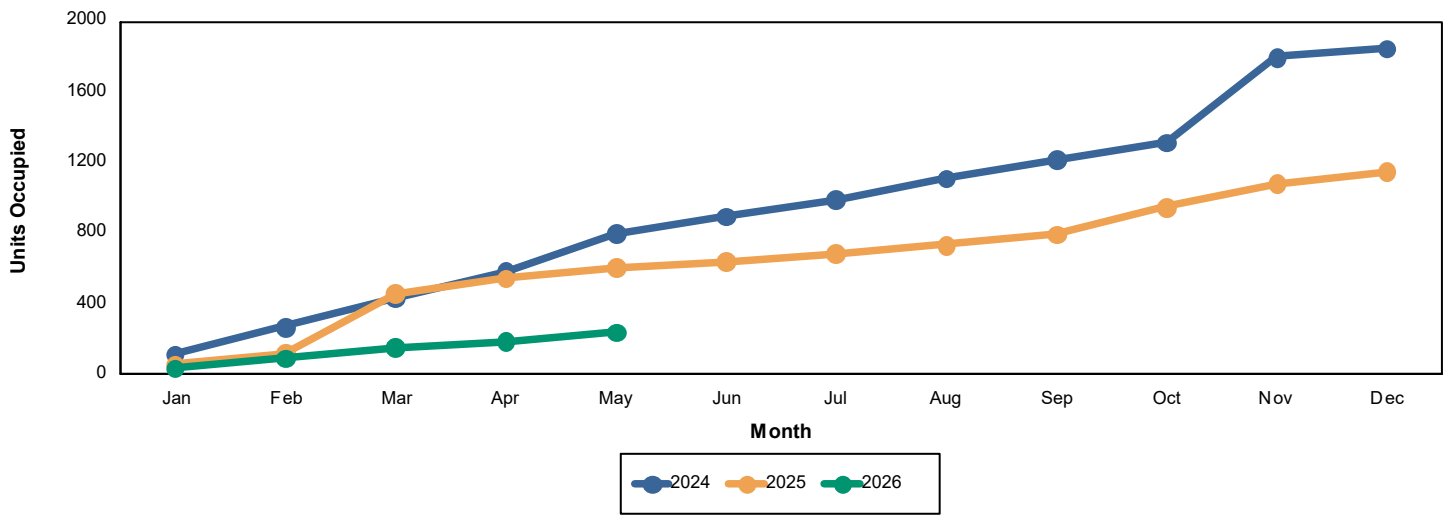
Number of Dwelling Units Started



	2024	2025	2026
Jan	14	23	17
Feb	24	29	16
Mar	57	38	15
Apr	41	60	362
May	51	31	412
Jun	73	302	0
Jul	145	62	0
Aug	176	23	0
Sep	36	95	0
Oct	74	46	0
Nov	56	67	0
Dec	924	6	0
YTD	1,671	782	822

MONTHLY BUILDING REPORT MAY 2026

Number of Dwelling Unit Occupancies



	2024	2025	2026
Jan	119	63	36
Feb	153	59	61
Mar	164	338	58
Apr	150	88	36
May	215	61	52
Jun	96	33	0
Jul	96	44	0
Aug	118	50	0
Sep	109	61	0
Oct	96	155	0
Nov	483	130	0
Dec	48	69	0
YTD	1,847	1,151	243

Disclaimer: The City of Barrie endeavours to ensure information is accurate and updated but will not be held liable for inaccuracies in the information presented. All information is provided 'as is' with no guarantee of completeness, timeliness, or of the results obtained from the use of this information.