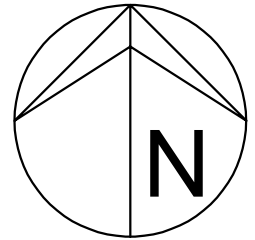
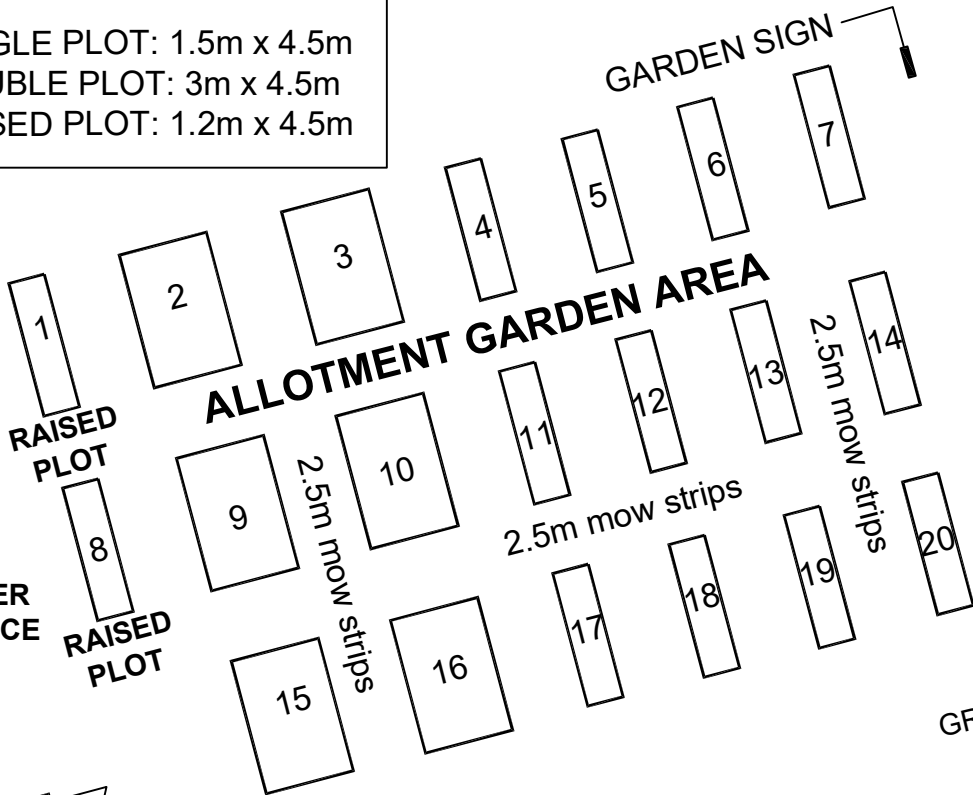


SINGLE PLOT: 1.5m x 4.5m
DOUBLE PLOT: 3m x 4.5m
RAISED PLOT: 1.2m x 4.5m

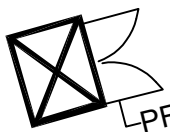


GRASS



EXISTING PLAYGROUND

WATER SERVICE



PROPOSED SHED

5 PEAR TREES

GRASS

ACCESSIBLE ROUTE

EXISTING BASKETBALL COURTS

LAMPMAN COMMUNITY GARDEN LAYOUT

40 LAMPMAN LANE, BARRIE - WARD 5